

Алматы (7273)495-231  
Ангарск (3955)60-70-56  
Архангельск (8182)63-90-72  
Астрахань (8512)99-46-04  
Барнаул (3852)73-04-60  
Белгород (4722)40-23-64  
Благовещенск (4162)22-76-07  
Брянск (4832)59-03-52  
Владивосток (423)249-28-31  
Владикавказ (8672)28-90-48  
Владимир (4922) 49-43-18  
Волгоград (844)278-03-48  
Вологда (8172)26-41-59  
Воронеж (473)204-51-73  
Екатеринбург (343)384-55-89

Ижевск (3412)26-03-58  
Иваново (4932)77-34-06  
Иркутск (395)279-98-46  
Казань (843)206-01-48  
Калининград (4012)72-03-81  
Калуга (4842)92-23-67  
Кемерово (3842)65-04-62  
Киров (8332)68-02-04  
Коломна (4966)23-41-49  
Кострома (4942)77-07-48  
Краснодар (861)203-40-90  
Красноярск (391)204-63-61  
Курск (4712)77-13-04  
Курган (3522)50-90-47  
Липецк (4742)52-20-81

Магнитогорск (3519)55-03-13  
Москва (495)268-04-70  
Мурманск (8152)59-64-93  
Набережные Челны (8552)20-53-41  
Нижний Новгород (831)429-08-12  
Новокузнецк (3843)20-46-81  
Ноябрьск (3496)41-32-12  
Новосибирск (383)227-86-73  
Ноябрьск (3496)41-32-12  
Омск (3812)21-46-40  
Орел (4862)44-53-42  
Оренбург (3532)37-68-04  
Пенза (8412)22-31-16  
Петрозаводск (8142)55-98-37  
Псков (8112)59-10-37

Пермь (342)205-81-47  
Ростов-на-Дону (863)308-18-15  
Рязань (4912)46-61-64  
Самара (846)206-03-16  
Саранск (8342)22-96-24  
Санкт-Петербург (812)309-46-40  
Саратов (845)249-38-78  
Севастополь (8692)22-31-93  
Симферополь (3652)67-13-56  
Смоленск (4812)29-41-54  
Сочи (862)225-72-31  
Ставрополь (8652)20-65-13  
Сыктывкар (8212)25-95-17  
Сургут (3462)77-98-35  
Тамбов (4752)50-40-97

Тверь (4822)63-31-35  
Тольяти (8482)63-91-07  
Томск (3822)98-41-53  
Тула (4872)33-79-87  
Тюмень (3452)66-21-18  
Улан-Удэ (3012)59-97-51  
Ульяновск (8422)24-23-59  
Уфа (347)229-48-12  
Хабаровск (4212)92-98-04  
Чебоксары (8352)28-53-07  
Челябинск (351)202-03-61  
Череповец (8202)49-02-64  
Чита (3022)38-34-83  
Якутск (4112)23-90-97  
Ярославль (4852)69-52-93

Киргизия (996)312-96-26-47

Россия (495)268-04-70

Казахстан (772)734-952-31

<https://animo.nt-rt.ru> || [aoi@nt-rt.ru](mailto:aoi@nt-rt.ru)


# КАТАЛОГ на запчасти






# heating elements

## heating elements for coffee machine




1

<b>Part No.</b>	417374	<b>Ref. No.</b>	54199
<b>description</b>	foil heating element ø 125mm 35W 115/230V suitable for ANIMO		
<b>For models:</b>	CB1x5L, CB1x5R, CB1x5WL, CB1x5WR, CB2x5, CB2x5W, CN5e, CN5ewithout-gauge-glass		




1

<b>Part No.</b>	417376	<b>Ref. No.</b>	54203
<b>description</b>	foil heating element ø 155mm 70W 115/230V t.max. 120°C silicone cable length 250mm connection male faston 6.3mm Lmm		
<b>For models:</b>	CB1x10L, CB1x10R, CB1x10WL, CB1x10WR, CB1x20L, CB1x20R, CB1x20WL, CB1x20WR, CB1x40L, CB1x40R, CB2x10, CB2x10W, CB2x20, CB2x20W, CB2x40, CN10e, CN10e-without-gauge-glass, CN20e, CN20e-without-gauge-glass, CN40e		






1

<b>Part No.</b>	417368	<b>Ref. No.</b>	03217
<b>description</b>	heating element 1600W 230V heating circuits 1 ø 110mm flange 46x22mm H 52mm H1 25mm H2 27mm connection male faston 6.3mm compression flange tube ø 6.3mm suitable for ANIMO		
<b>For models:</b>	M100W, M200W, M200W-Black, MT100W, MT200W, MT200W-Black, MT200Wp, MT200Wp-Black		




1

<b>Part No.</b>	417302	<b>Ref. No.</b>	03133
<b>description</b>	heating element 1600W 230V heating circuits 1 ø 127mm thread 3/4" H 100mm H1 60mm H2 40mm tube ø 8.5mm connection male faston 6.3mm WS 32 flange with thread immersion heater		
<b>For models:</b>	A100W, A200W, B200WS, B202, TA100W, TA200W		
<b>accessories for</b>	417302		
		<b>Part No.</b>	510403
		<b>Ref. No.</b>	—
		<b>description</b>	flat gasket fibre ED ø 36.5mm ID ø 27mm thickness 2mm Qty 1 pcs
		<b>Part No.</b>	510421
		<b>Ref. No.</b>	—
		<b>description</b>	gasket copper ED ø 31.8mm ID ø 26.4mm thickness 2.2mm for thread 3/4"
		<b>Part No.</b>	520234
		<b>Ref. No.</b>	—
		<b>description</b>	nut thread 3/4" H 5mm brass WS 30 Qty 1 pcs



1

<b>Part No.</b>	417313	<b>Ref. No.</b>	03100
<b>description</b>	heating element 1600W 230V L 123mm W 111mm H 22mm thread M14x1.5 L1 46mm L2 77mm		
<b>For models:</b>	DWI-GL60HW-3N-400V, DWI-GL90HW-3N-400V, FC-GL-1x10-HW-3N-400V, FC-GL-1x20-HW-3N-400V, FC-GL-2x10-HW-3N-400V, FC-GL-2x20-HW-3N-400V, FC-GL-2x5-HW-3N-400V, WKT-3L-HA, WKT-3L-VA		





1




<b>Part No.</b>	417305	<b>Ref. No.</b>	03002
<b>description</b>	heating element 160W 230V heating circuits 1 ID ø 138mm ED ø 150mm L1 40mm L2 105mm connection male faston 6.3mm connection distance 30mm W1 61mm tube ø 6.3mm dry heating element W 157mm H 15mm		
<b>For models:</b>	B600W, CE-10L-STA, CE-10L-STA-PLGLS, CE-4L-STA, CE-6L-STA, CE-6L-STA-PLGLS, CE-8L-STA, DE-5L, DE-5L-INSTALL, FC-2x5L-Comfort, FC-GL-1x5-230V, FC-GL-2x5-220V, FC-GL-2x5-230V, FC-GL-2x5-3N-380V, FC-GL-2x5-HW-3N-400V, FC-GLD-2x5-3N-400V, FC-TK-2x5-220V, KF6-GL-220V, KF6-GL-3N-380V		





# HEATING ELEMENTS

			
1			
<b>Part No.</b>	417367	<b>Ref. No.</b>	03218
<b>description</b>	heating element 2100W 230V heating circuits 1 ø 110mm flange 46x22mm H 48mm H1 22mm H2 26mm connection male faston 6.3mm compression flange tube ø 6.5mm immersion heater coffee machine parts stainless steel		
<b>For models:</b>	M202W, M202W-Black, MT202W, MT202W-Black, WKT-3n-HA, WKT-3n-VA		

			
1			
<b>Part No.</b>	417303	<b>Ref. No.</b>	03115
<b>description</b>	heating element 2100W 230V heating circuits 1 ø 128mm thread 3/4" H 100mm H1 60mm H2 40mm tube ø 8.5mm connection male faston 6.3mm flange with thread immersion heater		
<b>For models:</b>	A100W-2N-380-415V, A200W-2N-380-415V, A202W, B100, B200, TA100W-2N-380-415V, TA200W-2N-380-415V, TA202W, TVB100, TVB200		




<b>accessories for 417303</b>			
	Part No.	510403	Ref. No. —
	flat gasket fibre ED ø 36.5mm ID ø 27mm thickness 2mm Qty 1 pcs		
	Part No.	510421	Ref. No. —
	gasket copper ED ø 31.8mm ID ø 26.4mm thickness 2.2mm for thread 3/4"		
	Part No.	520234	Ref. No. —
	nut thread 3/4" H 5mm brass WS 30 Qty 1 pcs		

			
1			
<b>Part No.</b>	417369	<b>Ref. No.</b>	03025
<b>description</b>	heating element 2200W 230V heating circuits 1 L 140mm W 127mm H 25mm thread 3/4" WS 32 connection male faston 6.3mm flange with thread tube ø 6.4mm connection length 45mm immersion heater suitable for ANIMO stainless steel coffee machine parts		
<b>For models:</b>	MW-10L, WKI-20L-VA-6KW, WKI-20n-6KW		

			
1			
<b>Part No.</b>	417307	<b>Ref. No.</b>	03184
<b>description</b>	heating element 2200W 230V heating circuits 1 L 157mm W 38mm H 37mm mounting distance 40mm tube ø 6.5mm thread M14x1.5 windings 4 connection male faston 6.3mm 2 hole fixing immersion heater		
<b>For models:</b>	B600W		

			
1			





<b>Part No.</b>	417304	<b>Ref. No.</b>	03196
<b>description</b>	heating element 2400W 220V heating circuits 1 ø 130mm thread 3/4" H 100mm H1 68mm H2 32mm tube ø 8.5mm connection male faston 6.3mm flange with thread immersion heater		
<b>For models:</b>	B200WF, TB200WF		

<b>accessories for 417304</b>			
	Part No.	510403	Ref. No. —
	flat gasket fibre ED ø 36.5mm ID ø 27mm thickness 2mm Qty 1 pcs		
	Part No.	510421	Ref. No. —
	gasket copper ED ø 31.8mm ID ø 26.4mm thickness 2.2mm for thread 3/4"		
	Part No.	520234	Ref. No. —
	nut thread 3/4" H 5mm brass WS 30 Qty 1 pcs		


			
1			


<b>Part No.</b>	417306	<b>Ref. No.</b>	03027
<b>description</b>	heating element 2500W 230V heating circuits 3 thread 1 1/2" L 180mm W 33mm H 35mm tube ø 8.5mm thermostat sleeves ø 8.8mm length thermostat sleeves 190mm number of thermostat sleeves 1 thermostat sleeve centre not clinging connection male faston 6.3mm immersion heater flange with thread		
<b>For models:</b>	FC-2x5L-Comfort		






<b>spare parts for 417306</b>			
	Part No.	510406	Ref. No. 08237
	flat gasket fibre ED ø 60mm ID ø 48mm thickness 3mm for thread 1 1/2" Qty 1 pcs		



<b>accessories for 417306</b>			
	Part No.	510424	Ref. No. —
	gasket copper ED ø 55mm ID ø 48mm thickness 2.2mm Centellen for thread 1 1/2"		
	Part No.	520211	Ref. No. —
	reducer thread 2" ET - 1 1/2" IT brass		
	Part No.	520212	Ref. No. —
	hexagonal nut thread 1 1/2" brass WS 60 H 8mm		
	Part No.	550361	Ref. No. —
	blind flange ø 58mm thread 1 1/2"		






			
1			
<b>Part No.</b>	417309	<b>Ref. No.</b>	03003
<b>description</b>	heating element 275W 230V heating circuits 1 ID ø 222mm ED ø 235mm L1 62mm L2 173mm connection male faston 6.3mm connection distance 26mm tube ø 6.3mm dry heating element		
<b>For models:</b>	CE-12L-STA, CE-16L-STA, CE-16L-STA-PLGLS, DE-10L, DE-10L-INSTALL, FC-GL-1x10-3N-400V, FC-GL-1x10-HW-3N-400V, FC-GL-2x10-3N-380V, FC-GL-2x10-3N-400V, FC-GL-2x10-HW-3N-400V, FC-GLD-2x10-3N-400V		


			
1			
<b>Part No.</b>	417308	<b>Ref. No.</b>	03198
<b>description</b>	heating element 3000W 230V L 180mm W 62mm H 47mm L1 13mm L2 25mm L3 138mm W1 7mm W2 48mm mounting distance 42mm thread M14x1.5 stainless steel connection male faston 6.3mm tube ø 6.5mm 2 hole fixing immersion heater connection length 31mm		
<b>For models:</b>	B600W-DUO, B600W-DUO-DOS, PBD		


<b>accessories for</b> 417308			
	Part No.	510417	Ref. No. —
	flat gasket fibre ED ø 20mm ID ø 14mm thickness 2mm Qty 1 pcs		
	Part No.	520228	Ref. No. —
	tooth lock washer ID ø 15.3mm ED ø 24mm steel Qty 1 pcs for thread M14		
	Part No.	520230	Ref. No. —
	nut thread M14x1.5 H 5mm WS 19 zinc-coated steel Qty 1 pcs		
	Part No.	521101	Ref. No. —
	nut thread M14x1.5 H 5mm WS 19 SS Qty 1 pcs		
	Part No.	550262	Ref. No. —
	flat gasket copper ED ø 20mm ID ø 14mm thickness 2mm		






			
1			
<b>Part No.</b>	417315	<b>Ref. No.</b>	03022
<b>description</b>	heating element 3200W 230V heating circuits 1 L 137mm W 122mm H 26mm thread 3/4" connection male faston 6.3mm flange with thread tube ø 6.3mm connection length 32mm immersion heater H1 19mm		
<b>For models:</b>	MW-20L, MW-5L, MWR-10L, MWR-20L, MWR-40L, MWR-5L, MWRn-10L, MWRn-20L, MWRn-5L, WKI-10L-HA, WKI-10L-VA, WKI-10n, WKI-20L-VA-3KW, WKI-20n-3KW, WKI-40L-VA, WKI-40n, WKI-60L-VA, WKI-60n, WKI-80L-VA, WKI-80n, WKT-10HA, WKT-10n-HA, WKT-10n-VA, WKT-10VA, WKT-20n-HA, WKT-20n-VA, WKT-25HA, WKT-25VA, WKT-D-10L-HA, WKT-D-10n-HA, WKT-D-10n-VA, WKT-D-18L-HA, WKT-D-20n-HA, WKT-D-20n-VA, WKT-D-5n-HA, WKT-D-5n-VA		
<b>accessories for</b> 417315			
	Part No.	510403	Ref. No. —
	flat gasket fibre ED ø 36.5mm ID ø 27mm thickness 2mm Qty 1 pcs		

<b>accessories for</b> 417315			
	Part No.	510421	Ref. No. —
	gasket copper ED ø 31.8mm ID ø 26.4mm thickness 2.2mm for thread 3/4"		
	Part No.	520234	Ref. No. —
	nut thread 3/4" H 5mm brass WS 30 Qty 1 pcs		

			
1			
<b>Part No.</b>	417314	<b>Ref. No.</b>	03204
<b>description</b>	heating element 3200W 230V stainless steel windings 5 immersion heater 2 hole fixing		
<b>For models:</b>	WKS		


			
1			
<b>Part No.</b>	417311	<b>Ref. No.</b>	03004
<b>description</b>	heating element 385W 230V heating circuits 1 ID ø 212mm ED ø 225mm L1 50mm L2 170mm connection male faston 6.3mm connection distance 26mm tube ø 6.3mm dry heating element		
<b>For models:</b>	CE-20L-STA, CE-20L-STA-PLGLS, CE-25L-STA, CE-40L-STA, DE-20L, DE-20L-INSTALL, DE-40L, DE-40L-INSTALL, DWI-GL180-3N-380V, FCGL-1x20-3N-400V, FC-GL-1x20-HW-3N-400V, FC-GL-2x20-3N-400V, FCGL-2x20-HW-3N-400V, FC-GL-2x40-3N-380V, FC-GLD-2x20-3N-400V		


			
1			
<b>Part No.</b>	417300	<b>Ref. No.</b>	03028
<b>description</b>	heating element 4500W 220V heating circuits 3 thread 1½" L 280mm W 32mm H 40mm tube ø 8.5mm thermostat sleeves ø 9mm length thermostat sleeves 300mm number of thermostat sleeves 1 thermostat sleeve centre not clinging connection M4 immersion heater flange with thread		
<b>For models:</b>	DWI-GL45-3N-400V, KF6-GL-230V, KF6-GL-3N-380V, KF6-GL-3N-400V		






<b>accessories for</b> 417300			
	Part No.	510406	Ref. No. 08237
	flat gasket fibre ED ø 60mm ID ø 48mm thickness 3mm for thread 1½" Qty 1 pcs		
	Part No.	510424	Ref. No. —
	gasket copper ED ø 55mm ID ø 48mm thickness 2.2mm Centellen for thread 1½"		
	Part No.	520211	Ref. No. —
	reducer thread 2" ET - 1½" IT brass		
	Part No.	520212	Ref. No. —
	hexagonal nut thread 1½" brass WS 60 H 8mm		
	Part No.	550361	Ref. No. —
	blind flange ø 58mm thread 1½"		






# HEATING ELEMENTS

			
1			
<b>Part No.</b>	417373	<b>Ref. No.</b>	03201
<b>description</b>	heating element 50W 100-240V ø 95mm connection male faston 6.3mm PTC		
<b>For models:</b>	B600W-DUO, B600W-DUO-DOS		

			
1			
<b>Part No.</b>	417310	<b>Ref. No.</b>	03118
<b>description</b>	heating element 6000W 230V heating circuits 3 thread 1½" L 285mm W 37mm H 33mm tube ø 8.5mm thermostat sleeves ø 9mm length thermostat sleeves 270mm connection male faston 6.3mm connection length 48mm immersion heater flange with thread		
<b>For models:</b>	DWI-GL60-3N-400V, DWI-GL60HW-3N-400V, FC-2x10L-Comfort, FCGL-1x10-3N-400V, FC-GL-1x10-HW-3N-400V, FC-GL-2x10-3N-380V, FCGL-2x10-3N-400V, FC-GL-2x10-HW-3N-400V, FC-GLD-2x10-3N-400V		

<b>accessories for 417310</b>			
	<b>Part No.</b>	510406	<b>Ref. No.</b> 08237
		flat gasket fibre ED ø 60mm ID ø 48mm thickness 3mm for thread 1½" Qty 1 pcs	
	<b>Part No.</b>	510424	<b>Ref. No.</b> —
		gasket copper ED ø 55mm ID ø 48mm thickness 2.2mm Centellen for thread 1½"	
	<b>Part No.</b>	520211	<b>Ref. No.</b> —
		reducer thread 2" ET - 1½" IT brass	
	<b>Part No.</b>	520212	<b>Ref. No.</b> —
		hexagonal nut thread 1½" brass WS 60 H 8mm	
	<b>Part No.</b>	550361	<b>Ref. No.</b> —
		blind flange ø 58mm thread 1½"	

			
1			
<b>Part No.</b>	417312	<b>Ref. No.</b>	03029
<b>description</b>	heating element 9000W 230V heating circuits 3 thread 2" L 300mm ø 54mm tube ø 6.3mm thermostat sleeves ø 9mm length thermostat sleeves 255mm number of thermostat sleeves 1 thermostat sleeve not clinging connection male faston 6.3mm immersion heater flange with thread		
<b>For models:</b>	DWI-GL180-3N-380V, DWI-GL90-3N-400V, DWI-GL90HW-3N-400V, FCGL-1x20-3N-400V, FC-GL-1x20-HW-3N-400V, FC-GL-2x20-3N-400V, FCGL-2x20-HW-3N-400V, FC-GL-2x40-3N-380V, FC-GLD-2x20-3N-400V		

			
1			
<b>Part No.</b>	417422	<b>Ref. No.</b>	03220
<b>description</b>	heating element SS 1100W 230V heating circuits 1 flange 50x26mm L 82mm W 30mm H 52mm compression flange connection male faston 6.3mm tube ø 6.5mm		
<b>For models:</b>	CB10W, CB1x10WL, CB1x10WR, CB1x20WL, CB1x20WR, CB1x5WL, CB1x5WR, CB20W, CB2x10W, CB2x20W, CB2x5W, CB5W		
<b>accessories for 417422</b>			
	<b>Part No.</b>	510387	<b>Ref. No.</b> —
		gasket L 46mm W 22mm ømm EPDM for heating element for flange 50x26mm	

			
1			
<b>Part No.</b>	417370	<b>Ref. No.</b>	12780
<b>description</b>	hot plate 120-240V ø 150mm PTC suitable for ANIMO for M		
<b>For models:</b>	Excelso, M100-Black, M100-Blue, M100-Grey, M100W, M102, M102-Black, M200, M200-Black, M200W, M200W-Black, M202, M202-Black, M202W, M202W-Black, M21, M21-Black, M22, M22-Black		

			
1			
<b>Part No.</b>	417301	<b>Ref. No.</b>	03105 99118
<b>description</b>	hot plate 82W 230V heating circuits 1 ø 134mm H 5mm connection male faston 6.3mm suitable for ANIMO		
<b>For models:</b>	A100, A100W, A100W-2N-380-415V, A102, A140-220-240V, A200, A200-3WHPL, A200W, A200W-2N-380-415V, A202, A202W, A21, A22, B100, B200, B200WS, B202, B600W		

			
1			
<b>Part No.</b>	417372	<b>Ref. No.</b>	92111
<b>description</b>	hot plate 82W 230V heating circuits 1 ø 153mm suitable for ANIMO for B		
<b>For models:</b>	B200, B200WF		

			
1			
<b>Part No.</b>	417371	<b>Ref. No.</b>	08384
<b>description</b>	hot plate ø 153mm black		
<b>For models:</b>	A100, A100W, A100W-2N-380-415V, A102, A140-220-240V, A200, A200-3WHPL, A200W, A200W-2N-380-415V, A202, A202W, A21, A22, B100, B200		



## flow heaters



1

<b>Part No.</b>	417365	<b>Ref. No.</b>	12707
<b>description</b>	flow heater 1600W 230V ø 68mm H 175mm suitable for ANIMO for M		
<b>For models:</b>	M100W, M102, M102-Black, M200W, M200W-Black, M202, M202-Black, MT100W, MT200W, MT200W-Black, MT200Wp, MT200Wp-Black		




1

<b>Part No.</b>	417366	<b>Ref. No.</b>	13481
<b>description</b>	flow heater 2100W 230V ø 68mm H 175mm suitable for ANIMO for Excelso (T)		
<b>For models:</b>	Excelso, Excelso-T, Excelso-Tp		



1

<b>Part No.</b>	417364	<b>Ref. No.</b>	12706
<b>description</b>	flow heater 2100W 230V ø 68mm H 175mm suitable for ANIMO for M		
<b>For models:</b>	M100-Black, M100-Blue, M100-Grey, M200, M200-Black, M202W, M202W-Black, MT100-Black, MT100-Blue, MT100-Grey, MT100v, MT100v-Black, MT200, MT200-Black, MT200v, MT200v-Black, MT202W, MT202W-Black		



1

<b>Part No.</b>	417200	<b>Ref. No.</b>	11143
<b>description</b>	flow heater 2100W 230V ø 74mm L 148mm connection male faston 6.3mm		
<b>For models:</b>	A100, A100W-2N-380-415V, A140-220-240V, A200, A200-3WHPL, A200W-2N-380-415V, A202W, TA100, TA100W-2N-380-415V, TA200, TA200W-2N-380-415V, TA202W, TVA100, TVA200		



1

<b>Part No.</b>	417362	<b>Ref. No.</b>	03221
<b>description</b>	flow heater 3000W 230/400V ø 58mm H 210mm suitable for ANIMO for ComBi Line		
<b>For models:</b>	CB1x5L, CB1x5R, CB1x5WL, CB1x5WR, CB2x5, CB2x5W, CB5, CB5W		



1

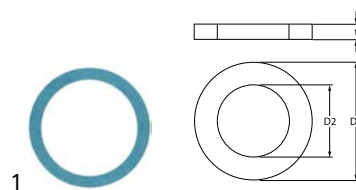
<b>Part No.</b>	417363	<b>Ref. No.</b>	03222
<b>description</b>	flow heater 6000W 230/400V ø 58mm H 265mm suitable for ANIMO for ComBi Line		
<b>For models:</b>	CB10, CB10W, CB1x10L, CB1x10R, CB1x10WL, CB1x10WR, CB2x10, CB2x10W		



## accessories

## sealing washers

## fibre gaskets



1

<b>Part No.</b>	510406	<b>Ref. No.</b>	08237
<b>description</b>	flat gasket fibre ED $\varnothing$ 60mm ID $\varnothing$ 48mm thickness 3mm for thread 1 1/2" Qty 1 pcs		
<b>For models:</b>	DWI-GL30-230V, DWI-GL45-3N-400V, DWI-GL60-3N-400V, DWIGL60HW-3N-400V, FC-2x10L-Comfort, FC-2x5L-Comfort, FC-GL-1x10-3N-400V, FC-GL-1x10-HW-3N-400V, FC-GL-1x5-230V, FC-GL-2x10-3N-380V, FC-GL-2x10-3N-400V, FC-GL-2x10-HW-3N-400V, FC-GL-2x5-220V, FC-GL-2x5-230V, FC-GL-2x5-3N-380V, FC-GL-2x5-HW-3N-400V, FC-GLD-2x10-3N-400V, FC-GLD-2x5-3N-400V, FC-TK-2x5-220V, KF6-GL-220V, KF6-GL-230V, KF6-GL-3N-380V, KF6-GL-3N-400V		

## spring clips



1

<b>Part No.</b>	550039	<b>Ref. No.</b>	06336
<b>description</b>	probe clip for pipe $\varnothing$ 8.5mm for probe $\varnothing$ 3.1mm Qty 1 pcs		
<b>For models:</b>	1-PBD-Antraciet, 1-PBD-Rood, 2-PBD-Antraciet, 2-PBD-Rood, A100W, A100W-2N-380-415V, A200W, A200W-2N-380-415V, A202W, B100, B200, B200WF, B200WS, B202, B600W-DUO, B600W-DUO-DOS, CB10W, CB1x10WL, CB1x10WR, CB1x20WL, CB1x20WR, CB1x5WL, CB1x5WR, CB20W, CB2x10W, CB2x20W, CB2x5W, CB5W, DWI-GL-60HW-3N-400V, DWI-GL90HW-3N-400V, FC-GL-1x10-HW-3N-400V, FC-GL-1x20-HW-3N-400V, FC-GL-2x10-HW-3N-400V, FC-GL-2x20-HW-3N-400V, FC-GL-2x5-HW-3N-400V, M100W, M200W, M200W-Black, M202W, M202W-Black, MT100W, MT200W, MT200W-Black, MT200Wp, MT200Wp-Black, MT202W, MT202W-Black, MW-10L, MW-20L, MW-5L...(Other models you can see in the webshop)		

## thermostats

## bi-metal thermostats

## safety bi-metal thermostats



1

<b>Part No.</b>	390346	<b>Ref. No.</b>	03103
<b>description</b>	bi-metal safety thermostat hole distance 23.5mm switch-off temp. 106°C 1NC 1-pole 16A connection F6.3 mounting $\varnothing$ 16mm		
<b>For models:</b>	A100, A100W, A100W-2N-380-415V, A102, A140-220-240V, A200, A200-3WHPL, A200W, A200W-2N-380-415V, A202, A202W, Excelso, Excelso-T, Excelso-Tp, TA100, TA100W, TA100W-2N-380-415V, TA200, TA200W, TA200W-2N-380-415V, TA202W, TVA100, TVA200		

<b>Part No.</b>	417361	<b>Ref. No.</b>	03223
<b>description</b>	flow heater 9000W 230/400V $\varnothing$ 58mm L 320mm Wmm suitable for ANIMO for ComBi Line		
<b>For models:</b>	CB1x20L, CB1x20R, CB1x20WL, CB1x20WR, CB1x40L, CB1x40R, CB20, CB20W, CB2x20, CB2x20W, CB2x40, CB40		

## foil heating elements

<b>Part No.</b>	417374	<b>Ref. No.</b>	54199
<b>description</b>	foil heating element $\varnothing$ 125mm 35W 115/230V suitable for ANIMO		
<b>For models:</b>	CB1x5L, CB1x5R, CB1x5WL, CB1x5WR, CB2x5, CB2x5W, CN5e, CN5ewithout-gauge-glass		

<b>Part No.</b>	417376	<b>Ref. No.</b>	54203
<b>description</b>	foil heating element $\varnothing$ 155mm 70W 115/230V t.max. 120°C silicone cable length 250mm connection male faston 6.3mm Lmm		
<b>For models:</b>	CB1x10L, CB1x10R, CB1x10WL, CB1x10WR, CB1x20L, CB1x20R, CB1x20WL, CB1x20WR, CB1x40L, CB1x40R, CB2x10, CB2x10W, CB2x20, CB2x20W, CB2x40, CN10e, CN10e-without-gauge-glass, CN20e, CN20e-without-gauge-glass, CN40e		



## bi-metal thermostats



<b>Part No.</b>	390347	<b>Ref. No.</b>	03031
<b>description</b>	bi-metal thermostat hole distance 40mm switch-off temp. 115°C 1NC 1-pole 16A connection F6.3 2 hole fixing		
<b>For models:</b>	B600W, CE-10L-STA, CE-10L-STA-PLGLS, CE-12L-STA, CE-16L-STA, CE-16L-STA-PLGLS, CE-20L-STA, CE-20L-STA-PLGLS, CE-25L-STA, CE-40L-STA, CE-4L-STA, CE-6L-STA, CE-6L-STA-PLGLS, CE-8L-STA, DE-10L, DE-10L-INSTALL, DE-20L-INSTALL, DE-40L, DE-40L-INSTALL, DE-5L, DE-5L-INSTALL, DWI-GL180-3N-380V, FC-2x5L-Comfort, FC-GL-1x10-3N-400V, FC-GL-1x10-HW-3N-400V, FC-GL-1x20-3N-400V, FC-GL-1x20-HW-3N-400V, FC-GL-1x5-230V, FC-GL-2x10-3N-380V, FC-GL-2x10-3N-400V, FC-GL-2x10-HW-3N-400V, FC-GL-2x20-3N-400V, FC-GL-2x20-HW-3N-400V, FC-GL-2x40-3N-380V, FC-GL-2x5-220V, FC-GL-2x5-230V, FC-GL-2x5-3N-380V, FC-GL-2x5-HW-3N-400V, FCGLD-2x10-3N-400V, FC-GLD-2x20-3N-400V, FC-GLD-2x5-3N-400V, FC-TK-2x5-220V, KF6-GL-220V, KF6-GL-3N-380V, MPW		



<b>Part No.</b>	375971	<b>Ref. No.</b>	02868
<b>description</b>	bi-metal thermostat switch-off temp. 80°C 1NO 1-pole		
<b>For models:</b>	Perco-10L, Perco-15L, Perco-5L		


## control and safety thermostats

### EGO

#### control thermostats

##### 55.10/19\_ series




<b>Part No.</b>	375482	<b>Ref. No.</b>	03090
<b>description</b>	thermostat t.max. 95°C temperature range 30-90°C 1-pole 1CO 16A probe ø 6mm probe L 138mm capillary pipe 860mm capillary pipe isolatedmm gland nut M9x1 shaft ø 6x4.6mm shaft L 23mm shaft position lower rotation 270°		
<b>For models:</b>	B600W-DUO, B600W-DUO-DOS, MW-10L, MW-20L, MW-5L, MWR-10L, MWR-20L, MWR-40L, MWR-5L, MWRn-10L, MWRn-20L, MWRn-5L, WKI-10L-HA, WKI-10L-VA, WKI-10n, WKI-20L-VA-3KW, WKI-20L-VA-6KW, WKI-20n-3KW, WKI-20n-6KW, WKI-40L-VA, WKI-40n, WKI-60L-VA, WKI-60n, WKI-80L-VA, WKI-80n, WKT-10HA, WKT-10n-HA, WKT-10n-VA, WKT-10VA, WKT-20n-HA, WKT-20n-VA, WKT-25HA, WKT-25VA, WKT-D-10L-HA, WKT-D-10n-HA, WKT-D-10n-VA, WKT-D-18L-HA, WKT-D-20n-HA, WKT-D-20n-VA, WKT-D-5n-HA, WKT-D-5n-VA		
<b>accessories for</b>	375482		
	<b>Part No.</b>	111934	<b>Ref. No.</b> 03040 54167
	knob thermostat t.max. 90°C ø 50mm shaft ø 6x4.6mm shaft flat upper black temperature range 30-90°C rotation 270°		



<b>Part No.</b>	390349	<b>Ref. No.</b>	03171
<b>description</b>	thermostat t.max. 95°C temperature range 30-95°C 1-pole 1CO 16A probe ø 6mm probe L 138mm capillary pipe 860mm capillary pipe isolatedmm gland nut M9x1 rotation 270°		
<b>For models:</b>	B600W, MPW		

## safety thermostats

### 55.13\_ series




<b>Part No.</b>	375048	<b>Ref. No.</b>	03093
<b>description</b>	safety thermostat switch-off temp. 132°C 1-pole 16A probe ø 3.1mm probe L 248mm capillary pipe 830mm capillary pipe isolatedmm gland nut M9x1 probe SS		
<b>For models:</b>	1-PBD-Antraciet, 1-PBD-Rood, 2-PBD-Antraciet, 2-PBD-Rood, A100W, A100W-2N-380-415V, A200W, A200W-2N-380-415V, A202W, B100, B200, B200WF, B202, B600W, B600W-DUO, B600W-DUO-DOS, DWIGL60HW-3N-400V, DWI-GL90HW-3N-400V, FC-GL-1x10-HW-3N-400V, FC-GL-1x20-HW-3N-400V, FC-GL-2x10-HW-3N-400V, FC-GL-2x20-HW-3N-400V, FC-GL-2x5-HW-3N-400V, M100W, M200W, M200W-Black, M202W, M202W-Black, MT100W, MT200W, MT200W-Black, MT200Wp, MT200Wp-Black, MT202W, MT202W-Black, MW-5L, MWR-10L, MWR-20L, MWR-40L, MWR-5L, MWRn-10L, MWRn-20L, MWRn-5L, OptiFresh-1, OptiFresh-2, OptiFresh-3, OptiFresh-4, OptiFresh-Bean-1, OptiFresh-Bean-2, OptiFresh-Bean-3...(Other models you can see in the webshop)		






<b>Part No.</b>	390348	<b>Ref. No.</b>	03047
<b>description</b>	safety thermostat switch-off temp. 98°C 1-pole 16A probe ø 8mm probe L 81mm capillary pipe 1050mm capillary pipe isolatedmm gland nut probe		
<b>For models:</b>	DWI-GL180-3N-380V, DWI-GL30-230V, DWI-GL45-3N-400V, DWI-GL60-3N-400V, DWI-GL60HW-3N-400V, DWI-GL90-3N-400V, DWI-GL90HW-3N-400V, FC-2x10L-Comfort, FC-2x5L-Comfort, FC-GL-1x10-3N-400V, FC-GL-1x10-HW-3N-400V, FC-GL-1x20-3N-400V, FC-GL-1x20-HW-3N-400V, FC-GL-1x5-230V, FC-GL-2x10-3N-380V, FC-GL-2x10-3N-400V, FC-GL-2x10-HW-3N-400V, FC-GL-2x20-3N-400V, FC-GL-2x20-HW-3N-400V, FC-GL-2x40-3N-380V, FC-GL-2x5-220V, FC-GL-2x5-230V, FC-GL-2x5-3N-380V, FC-GL-2x5-HW-3N-400V, FCGLD-2x10-3N-400V, FC-GLD-2x20-3N-400V, FC-GLD-2x5-3N-400V, FC-TK-2x5-220V, KF6-GL-220V, KF6-GL-230V, KF6-GL-3N-380V, KF6-GL-3N-400V		

55.32\_ series



<b>Part No.</b>	375511	<b>Ref. No.</b>	03106
<b>description</b>	thermostat switch-off temp. 130°C 3-pole 3NC 20A probe ø 3mm probe L 300mm capillary pipe 1500mm capillary pipe isolated 450mm gland nut M9x1 starting temperature 121°C probe SS probe material SS		
<b>For models:</b>	CB10W, CB1x10WL, CB1x10WR, CB1x20WL, CB1x20WR, CB1x5WL, CB1x5WR, CB20W, CB2x10W, CB2x20W, CB2x5W, CB5W, MW-10L, MW-20L, OptiVend-1, OptiVend-1TL, OptiVend-1TS, OptiVend-2, OptiVend-3, OptiVend-3TS, OptiVend-4, OptiVend-4TS, OptiVend-Choco, OptiVend-HS, OptiVend-HS-Duo, WKI-20n-6KW, WKI-40n, WKI-60n, WKI-80n		

55.33\_ series



<b>Part No.</b>	390706	<b>Ref. No.</b>	03089
<b>description</b>	safety thermostat switch-off temp. 90°C 3-pole 20A probe ø 6mm probe L 114mm capillary pipe 380mm capillary pipe isolated 360mm gland nut probe probe material SS		
<b>For models:</b>	CB10, CB10W, CB1x10L, CB1x10R, CB1x10WL, CB1x10WR, CB1x20L, CB1x20R, CB1x20WL, CB1x20WR, CB1x40L, CB1x40R, CB1x5L, CB1x5R, CB1x5WL, CB1x5WR, CB20, CB20W, CB2x10, CB2x10W, CB2x20, CB2x20W, CB2x40, CB2x5, CB2x5W, CB40, CB5, CB5W		

COTHERM



<b>Part No.</b>	375513	<b>Ref. No.</b>	02929
<b>description</b>	safety thermostat t.max. 106°C temperature range°C 1-pole 1NC 20A probe ø 2.3mm probe L 10mm capillary pipe 300mm capillary pipe isolatedmm gland nut shaft ømm shaft Lmm shaft position rotation° cable length 330mm switch-off temp. 106°C		
<b>For models:</b>	M100-Black, M100-Blue, M100-Grey, M100W, M102, M102-Black, M200, M200-Black, M200W, M200W-Black, M202, M202-Black, M202W, M202W-Black, MT100-Black, MT100-Blue, MT100-Grey, MT100v, MT100v-Black, MT100W, MT200, MT200-Black, MT200v, MT200v-Black, MT200W, MT200W-Black, MT200Wp, MT200Wp-Black, MT202W, MT202W-Black		



## accessories

probe clips

spring clips

for safety thermostat



1

<b>Part No.</b>	550039	<b>Ref. No.</b>	06336
<b>description</b>	probe clip for pipe $\varnothing$ 8.5mm for probe $\varnothing$ 3.1mm Qty 1 pcs		
<b>For models:</b>	1-PBD-Antraciet, 1-PBD-Rood, 2-PBD-Antraciet, 2-PBD-Rood, A100W, A100W-2N-380-415V, A200W, A200W-2N-380-415V, A202W, B100, B200, B200WF, B200WS, B202, B600W-DUO, B600W-DUO-DOS, CB10W, CB1x10WL, CB1x10WR, CB1x20WL, CB1x20WR, CB1x5WL, CB1x5WR, CB20W, CB2x10W, CB2x20W, CB2x5W, CB5W, DWI-GL-60HW-3N-400V, DWI-GL90HW-3N-400V, FC-GL-1x10-HW-3N-400V, FC-GL-1x20-HW-3N-400V, FC-GL-2x10-HW-3N-400V, FC-GL-2x20-HW-3N-400V, FC-GL-2x5-HW-3N-400V, M100W, M200W, M200W-Black, M202W, M202W-Black, MT100W, MT200W, MT200W-Black, MT200Wp, MT200Wp-Black, MT202W, MT202W-Black, MW-10L, MW-20L, MW-5L...(Other models you can see in the webshop)		

## switches and momentary switches

30x11mm



1

<b>Part No.</b>	301014	<b>Ref. No.</b>	02100
<b>description</b>	momentary rocker switch mounting measurements 30x11mm black 1NO 250V 16A connection male faston 6.3mm ambient temperature max. 85/125°C protection IP40 mounting $\varnothing$ mm male faston 6.3mm		
<b>For models:</b>	B200WS, B202, WKI-10L-HA		



1

<b>Part No.</b>	301012	<b>Ref. No.</b>	02117
<b>description</b>	rocker switch mounting measurements 30x11mm green 1NO/indicator light 250V 16A 0-I connection male faston 6.3mm ambient temperature max. 85/125°C protection IP40		
<b>For models:</b>	B200WS, B202, WKI-10L-HA, WKI-10L-VA, WKI-20L-VA-3KW, WKI-20LVA-6KW, WKI-40L-VA, WKI-60L-VA, WKI-80L-VA		



1

<b>Part No.</b>	301011	<b>Ref. No.</b>	02118
<b>description</b>	rocker switch mounting measurements 30x11mm orange 1NO/indicator light 250V 16A 0-I connection male faston 6.3mm ambient temperature max. 85/125°C protection IP40		
<b>For models:</b>	B200WS, B202, WKI-10L-VA, WKI-20L-VA-3KW, WKI-20L-VA-6KW, WKI-40L-VA, WKI-60L-VA, WKI-80L-VA		



1

<b>Part No.</b>	301038	<b>Ref. No.</b>	02174
<b>description</b>	rocker switch mounting measurements 30x11mm green 1NO/indicator light 250V 16A connection male faston 6.3mm		
<b>For models:</b>	A200-3WHPL, WKT-10n-VA, WKT-20n-VA, WKT-D-10n-VA, WKT-D-20n-VA, WKT-D-5n-VA		



1

<b>Part No.</b>	346423	<b>Ref. No.</b>	02340
<b>description</b>	rocker switch mounting measurements 30x11mm green 1NO/indicator light 250V 16A 0-I connection male faston 6.3mm ambient temperature max. 85°C/145°C protection IP65 with cover cap		
<b>For models:</b>	MPW, MWR-10L, MWR-20L, MWR-40L, MWR-5L, MWRn-10L, MWRn-20L, MWRn-5L, OptiBean-2, OptiBean-3, OptiFresh-1, OptiFresh-2, OptiFresh-3, OptiFresh-4, OptiFresh-Bean-1, OptiFresh-Bean-2, OptiFresh-Bean-3, OptiFresh-Bean-4, OptiVend-1, OptiVend-1TL, OptiVend-1TS, OptiVend-2, OptiVend-3, OptiVend-3TS, OptiVend-4, OptiVend-4TS, OptiVend-Choco, OptiVend-HS, OptiVend-HS-Duo, WKI-10n, WKI-20n-3KW, WKI-20n-6KW, WKI-40n, WKI-60n, WKI-80n		

accessories for 346423



<b>Part No.</b>	301035	<b>Ref. No.</b>	—
<b>description</b>	protective cover mounting measurements 30x11mm		



1

<b>Part No.</b>	301260	<b>Ref. No.</b>	01999
<b>description</b>	rocker switch mounting measurements 30x11mm orange 1NO/indicator light 250V 16A connection male faston 6.3mm ambient temperature max. 105°C protection IP40 with cover cap		
<b>For models:</b>	WKI-10n, WKI-20n-3KW, WKI-20n-6KW, WKI-40n, WKI-60n, WKI-80n		

accessories for 301260



<b>Part No.</b>	301035	<b>Ref. No.</b>	—
<b>description</b>	protective cover mounting measurements 30x11mm		



1

<b>Part No.</b>	347562	<b>Ref. No.</b>	02865
<b>description</b>	rocker switch mounting measurements 30x11mm red 1NO/indicator light 250V 15A 0-I connection male faston 6.3mm ambient temperature max. 85°C/145°C protection IP65 with cover cap		
<b>For models:</b>	Perco-10L, Perco-15L, Perco-5L, Percostar-12, Percostar-15, Percostar-3, Percostar-6.5		



30x22mm



1

<b>Part No.</b>	301259	<b>Ref. No.</b>	01996
<b>description</b>	rocker switch mounting measurements 30x22mm blue 2NO 250V 16A illuminated connection male faston 6.3mm ambient temperature max. 85°C protection IP40		
<b>For models:</b>	Excelso-T, Excelso-Tp		



1

<b>Part No.</b>	301061	<b>Ref. No.</b>	02522
<b>description</b>	rocker switch mounting measurements 30x22mm orange 2NO 250V 16A illuminated connection male faston 6.3mm ambient temperature max. 125/55°C protection IP40		
<b>For models:</b>	A21, B600W, MW-10L, MW-20L, MW-5L		



1

<b>Part No.</b>	301004	<b>Ref. No.</b>	02524
<b>description</b>	rocker switch mounting measurements 30x22mm black 2CO 250V 16A connection male faston 6.3mm ambient temperature max. 125/55°C protection IP40		
<b>For models:</b>	B600W		
<b>accessories for</b>	301004		



<b>Part No.</b>	301036	<b>Ref. No.</b>	—
<b>description</b>	protective cover internal size 30x22mm for rocker switch mounting measurementsmm		



1

<b>Part No.</b>	301078	<b>Ref. No.</b>	02523
<b>description</b>	momentary rocker switch mounting measurements 30x22mm black 2NO 250V 16A momentary 0-I connection male faston 6.3mm ambient temperature max. 85/125°C protection IP40		
<b>accessories for</b>	301078		



<b>Part No.</b>	301036	<b>Ref. No.</b>	—
<b>description</b>	protective cover internal size 30x22mm for rocker switch mounting measurementsmm		

labelled



1

<b>Part No.</b>	346566	<b>Ref. No.</b>	02523
<b>description</b>	momentary rocker switch mounting measurements 30x22mm black 2NO 230V 10A 0-I connection male faston 6.3mm ambient temperature max. 100/55°C protection IP65 with cover cap		
<b>For models:</b>	B600W		
<b>accessories for</b>	346566		



<b>Part No.</b>	301036	<b>Ref. No.</b>	—
<b>description</b>	protective cover internal size 30x22mm for rocker switch mounting measurementsmm		



1

<b>Part No.</b>	300125	<b>Ref. No.</b>	02294
<b>description</b>	rocker switch mounting measurements 30x22mm green 2NO 230V 16A 0-I connection male faston 6.3mm ambient temperature max. 125/55°C protection IP65 with cover cap		
<b>For models:</b>	1-PBD-Antraciet, 1-PBD-Rood, 2-PBD-Antraciet, 2-PBD-Rood, B600W, B600W-DUO, B600W-DUO-DOS, DWI-GL180-3N-380V, DWI-GL30-230V, DWI-GL45-3N-400V, DWI-GL60-3N-400V, DWI-GL60HW-3N-400V, DWI-GL90-3N-400V, DWI-GL90HW-3N-400V, FC-GL-1x10-3N-400V, FC-GL-1x10-HW-3N-400V, FC-GL-1x20-3N-400V, FC-GL-1x20-HW-3N-400V, FC-GL-1x5-230V, FC-GL-2x10-3N-380V, FC-GL-2x10-3N-400V, FC-GL-2x10-HW-3N-400V, FC-GL-2x20-3N-400V, FC-GL-2x20-HW-3N-400V, FC-GL-2x40-3N-380V, FC-GL-2x5-220V, FC-GL-2x5-230V, FC-GL-2x5-3N-380V, FC-GL-2x5-HW-3N-400V, FCGLD-2x10-3N-400V, FC-GLD-2x20-3N-400V, FC-GLD-2x5-3N-400V, KF6-GL-220V, KF6-GL-230V, KF6-GL-3N-380V, KF6-GL-3N-400V, PBD		

**accessories for**300125

<b>Part No.</b>	301036	<b>Ref. No.</b>	—
<b>description</b>	protective cover internal size 30x22mm for rocker switch mounting measurementsmm		




1

<b>Part No.</b>	301029	<b>Ref. No.</b>	02569
<b>description</b>	rocker switch mounting measurements 30x22mm green 1NO/NO 250V 16A illuminated connection male faston 6.3mm ambient temperature max. 85°C protection IP40		
<b>For models:</b>	A100, A100W, A100W-2N-380-415V, A102, A140-220-240V, A200, A200-3WHPL, A200W, A200W-2N-380-415V, A202, A202W, A21, A22, B100, B200, B200WF		



1

<b>Part No.</b>	301261	<b>Ref. No.</b>	01995
<b>description</b>	rocker switch mounting measurements 30x22mm blue/blue 1NO/NO 250V 16A illuminated connection male faston 6.3mm ambient temperature max. 125/55°C protection IP40		
<b>For models:</b>	Excelso		



1

<b>Part No.</b>	301294	<b>Ref. No.</b>	02568
<b>description</b>	rocker switch mounting measurements 30x22mm black 1CO/1NO 250V 16A latching/momentary connection male faston 6.3mm ambient temperature max. 125/55°C protection IP40		
<b>For models:</b>	A200, A200-3WHPL, A200W, A200W-2N-380-415V, A202, A202W, B200, B200WF, TA200, TA200W, TA200W-2N-380-415V, TA202W, TB200WF, TVA200, TVB200		



1			
<b>Part No.</b>	301033	<b>Ref. No.</b>	02567
<b>description</b>	rocker switch mounting measurements 30x22mm orange/orange 1NO/indicator light 250V 16A connection male faston 6.3mm ambient temperature max. 85°C protection IP40		
<b>For models:</b>	A100, A100W, A100W-2N-380-415V, A102, A200, A200-3WHPL, A200W, A200W-2N-380-415V, A202, A202W, B100, B200, B200WF, DWI-GL60HW-3N-400V, DWI-GL90HW-3N-400V, FC-GL-1x10-HW-3N-400V, FC-GL-1x20-HW-3N-400V, FC-GL-2x10-HW-3N-400V, FC-GL-2x20-HW-3N-400V, FC-GL-2x5-HW-3N-400V, TA100, TA100W, TA100W-2N-380-415V, TA200, TA200W, TA200W-2N-380-415V, TA202W, TB200WF, TVA100, TVA200, TVB100, TVB200, WKS		

<p>ø20mm</p>							
1							
<b>Part No.</b>	347327	<b>Ref. No.</b>	02096				
<b>description</b>	rocker switch mounting ø 20mm black 1NO 250V 10A with cover cap 0-I connection male faston 4.8mm ambient temperature max. 85°C protection IP65						
<b>For models:</b>	CB10, CB10W, CB1x10L, CB1x10R, CB1x10WL, CB1x10WR, CB1x20L, CB1x20R, CB1x20WL, CB1x20WR, CB1x40L, CB1x40R, CB1x5L, CB1x5R, CB1x5WL, CB1x5WR, CB20, CB20W, CB2x10, CB2x10W, CB2x20, CB2x20W, CB2x40, CB2x5, CB2x5W, CB40, CB5, CB5W, KKWn						
<b>spare parts for 347327</b>							
		<table border="1"> <tr> <td><b>Part No.</b></td> <td>347331</td> <td><b>Ref. No.</b></td> <td>02083</td> </tr> </table>	<b>Part No.</b>	347331	<b>Ref. No.</b>	02083	<p>protective cover ED ø 24mm H 8mm</p>
<b>Part No.</b>	347331	<b>Ref. No.</b>	02083				

<p>miscellaneous</p>							
1							
<b>Part No.</b>	301262	<b>Ref. No.</b>	02180				
<b>description</b>	rocker switch black 1NO 250V 16A illuminated 1-pole						
<b>For models:</b>	M100-Black, M100-Blue, M100-Grey, M100W, M102, M102-Black, M200, M200-Black, M200W, M200W-Black, M202, M202-Black, M202W, M202W-Black, M21, M21-Black, M22, M22-Black, MT100-Black, MT100-Blue, MT100-Grey, MT100v, MT100v-Black, MT100W, MT200, MT200-Black, MT200v, MT200v-Black, MT200W, MT200WBlack, MT200Wp, MT200Wp-Black, MT202W, MT202W-Black, WKT-3n-HA, WKT-3n-VA						
<b>accessories for 301262</b>							
		<table border="1"> <tr> <td><b>Part No.</b></td> <td>301263</td> <td><b>Ref. No.</b></td> <td>07943</td> </tr> </table>	<b>Part No.</b>	301263	<b>Ref. No.</b>	07943	<p>frame for switch</p>
<b>Part No.</b>	301263	<b>Ref. No.</b>	07943				

<p>push/momentary push switches</p> <p>miscellaneous</p>			
1			
<b>Part No.</b>	541147	<b>Ref. No.</b>	80060 80060/09008
<b>description</b>	push switch red 250V 6A ambient temperature max. 85°C protection IP40		
<b>For models:</b>	B600W-DUO-DOS		

<p>accessories</p> <p>frame</p>			
1			
<b>Part No.</b>	301263	<b>Ref. No.</b>	07943
<b>description</b>	frame for switch		
<b>For models:</b>	M100W, M200W, M200W-Black, M202W, M202W-Black, MT100-Black, MT100-Blue, MT100-Grey, MT100v, MT100v-Black, MT100W, MT200, MT200-Black, MT200v, MT200v-Black, MT200W, MT200W-Black, MT200Wp, MT200Wp-Black, MT202W, MT202W-Black, WKT-3n-HA, WKT-3n-VA		

<p>protective covers</p>			
1			
<b>Part No.</b>	347331	<b>Ref. No.</b>	02083
<b>description</b>	protective cover ED ø 24mm H 8mm		
<b>For models:</b>	CB10, CB10W, CB1x10L, CB1x10R, CB1x10WL, CB1x10WR, CB1x20L, CB1x20R, CB1x20WL, CB1x20WR, CB1x40L, CB1x40R, CB1x5L, CB1x5R, CB1x5WL, CB1x5WR, CB20, CB20W, CB2x10, CB2x10W, CB2x20, CB2x20W, CB2x40, CB2x5, CB2x5W, CB40, CB5, CB5W, KKWn		

<p>float switches</p>			
1			
<b>Part No.</b>	347328	<b>Ref. No.</b>	02930
<b>description</b>	float switch thread M10x1.5 1NO ø 25mm L 50mm mounting ø 11mm 250V 0.5A cable cable length 300mm		
<b>For models:</b>	M100-Black, M100-Blue, M100-Grey, M100W, M102, M102-Black, M200, M200-Black, M200W, M200W-Black, M202, M202-Black, M202W, M202W-Black, MT100-Black, MT100-Blue, MT100-Grey, MT100v, MT100v-Black, MT100W, MT200, MT200-Black, MT200v, MT200v-Black, MT200W, MT200W-Black, MT200Wp, MT200Wp-Black, MT202W, MT202W-Black		



## magnetic switches

ø 7mm



1

<b>Part No.</b>	347330 <sup>1</sup>	<b>Ref. No.</b>	03063
<b>description</b>	magnetic switch 28V 0.2A P max. 5W probe L 26mm 1NO connection coded plug cable length 400mm		
<b>For models:</b>	CB10, CB10W, CB1x10L, CB1x10R, CB1x10WL, CB1x10WR, CB1x20L, CB1x20R, CB1x20WL, CB1x20WR, CB1x40L, CB1x40R, CB1x5L, CB1x5R, CB1x5WL, CB1x5WR, CB20, CB20W, CB2x10, CB2x10W, CB2x20, CB2x20W, CB2x40, CB2x5, CB2x5W, CB40, CB5, CB5W		

<sup>1</sup>with coded connector

## miscellaneous



1

<b>Part No.</b>	402691	<b>Ref. No.</b>	99231
<b>description</b>	detector for coffee pot for ANIMO		
<b>For models:</b>	M100-Black, M100-Blue, M100-Grey, M100W, M102, M102-Black, M200, M200-Black, M200W, M200W-Black, M202, M202-Black, M202W, M202W-Black, MT100-Black, MT100-Blue, MT100-Grey, MT100v, MT100v-Black, MT100W, MT200, MT200-Black, MT200v, MT200v-Black, MT200W, MT200W-Black, MT200Wp, MT200Wp-Black, MT202W, MT202W-Black		

## lamps

## indicator lights

## indicator lights (complete)

ø 9mm



1

<b>Part No.</b>	359576	<b>Ref. No.</b>	01998
<b>description</b>	indicator light ø 9mm 230V blue connection male faston 6.3mm temp.-resist. 120°C		
<b>For models:</b>	Excelso, Excelso-T, Excelso-Tp, OptiCool, OptiCool-TS		



1

<b>Part No.</b>	359059	<b>Ref. No.</b>	02258
<b>description</b>	indicator light ø 9mm 230V yellow		
<b>For models:</b>	A100W, A100W-2N-380-415V, A140-220-240V, B200WS, B202, FC-TK-2x5-220V, MW-10L, MW-20L, MW-5L, TA100W, TA100W-2N-380-415V		

ø10mm

with plug-in socket



1

<b>Part No.</b>	359140	<b>Ref. No.</b>	02037
<b>description</b>	indicator light ø 10mm yellow 230V connection male faston 6.3mm Qty 1 pcs		
<b>For models:</b>	CB1x10L, CB1x10R, CB1x10WL, CB1x10WR, CB1x20L, CB1x20R, CB1x20WL, CB1x20WR, CB1x40L, CB1x40R, CB1x5L, CB1x5R, CB1x5WL, CB1x5WR, CB2x10, CB2x10W, CB2x20, CB2x20W, CB2x40, CB2x5, CB2x5W, CN10e, CN10e-without-gauge-glass, CN20e, CN20e-without-gauge-glass, CN40e, CN5e, CN5e-without-gauge-glass, WKT-10n-HA, WKT-10n-VA, WKT-20n-HA, WKT-20n-VA, WKT-D-10n-HA, WKT-D-10n-VA, WKT-D-20n-HA, WKT-D-20n-VA, WKT-D-5n-HA, WKT-D-5n-VA		

ø16mm

with plug-in socket



1

<b>Part No.</b>	359574	<b>Ref. No.</b>	02255
<b>description</b>	indicator light ø 16mm 220V yellow connection male faston 6.3mm temp.-resist. 150°C rated 2mA		
<b>For models:</b>	DE-10L, DE-10L-INSTALL, DE-20L, DE-20L-INSTALL, DE-40L, DE-40L-INSTALL, DE-5L, DE-5L-INSTALL, DWI-GL180-3N-380V, FC-2x5L-Comfort, FC-GL-1x10-3N-400V, FC-GL-1x10-HW-3N-400V, FC-GL-1x20-3N-400V, FC-GL-1x20-HW-3N-400V, FC-GL-1x5-230V, FC-GL-2x10-3N-380V, FC-GL-2x10-3N-400V, FC-GL-2x10-HW-3N-400V, FC-GL-2x20-3N-400V, FC-GL-2x20-HW-3N-400V, FC-GL-2x40-3N-380V, FC-GL-2x5-220V, FC-GL-2x5-230V, FC-GL-2x5-3N-380V, FC-GL-2x5-HW-3N-400V, FCGLD-2x10-3N-400V, FCGLD-2x20-3N-400V, FCGLD-2x5-3N-400V, FC-TK-2x5-220V, WKT-10HA, WKT-10VA, WKT-25HA, WKT-25VA, WKT-D-10L-HA, WKT-D-18L-HA		


30x11mm





1

<b>Part No.</b>	359058	<b>Ref. No.</b>	99804
<b>description</b>	indicator light mounting measurements 30x11mm 230V green		




30x22mm			
			
1			
<b>Part No.</b>	359250	<b>Ref. No.</b>	02526
<b>description</b>	indicator light mounting measurements 30x22mm 24V green connection male faston 6.3mm		
<b>For models:</b>	B600W		


			
1			
<b>Part No.</b>	359251	<b>Ref. No.</b>	02525
<b>description</b>	indicator light mounting measurements 30x22mm 24V yellow connection male faston 6.3mm		
<b>For models:</b>	B600W		


34x12mm			
			
1			
<b>Part No.</b>	359056	<b>Ref. No.</b>	02130
<b>description</b>	indicator light mounting measurements 34x12mm 230V green/yellow		
<b>For models:</b>	FC-2x10L-Comfort, FC-2x5L-Comfort, WKT-3L-HA, WKT-3L-VA		

## timers

### digital timers


			
1			
<b>Part No.</b>	350057	<b>Ref. No.</b>	99730
<b>description</b>	timer electronic up to 99h		

			
1			
<b>Part No.</b>	350058	<b>Ref. No.</b>	99995
<b>description</b>	timer GRÄSSLIN 2CO mounting measurements 66x66mm connection lateral 2-pole electronic front measurements 72x72mm manuf. no. 572.1 at 250V 16A		

			
1			
<b>Part No.</b>	350060	<b>Ref. No.</b>	99731
<b>description</b>	timer TEMPOMATIC K-400-2CM time range 0-99h 230VAC 16A mounting measurements 66x50mm 1NO		

### defrost timers

#### GRÄSSLIN

			
1			
<b>Part No.</b>	350058	<b>Ref. No.</b>	99995
<b>description</b>	timer GRÄSSLIN 2CO mounting measurements 66x66mm connection lateral 2-pole electronic front measurements 72x72mm manuf. no. 572.1 at 250V 16A		



## contactors

ABB

power contactors



1

<b>Part No.</b>	381115	<b>Ref. No.</b>	02013
<b>description</b>	power contactor resistive load 16A 230VAC (AC3/400V) 9A/4kW main contacts 4NO connection male faston 6.3mm type B6-40-00-F		
<b>For models:</b>	B600W, B600W-DUO, B600W-DUO-DOS, CB1x40L, CB1x40R, CB2x40, CB40, DWI-GL180-3N-380V, DWI-GL30-230V, DWI-GL45-3N-400V, DWI-GL60-3N-400V, DWI-GL60HW-3N-400V, DWI-GL90-3N-400V, DWI-GL90HW-3N-400V, FC-GL-1x10-3N-400V, FC-GL-1x10-HW-3N-400V, FC-GL-1x20-3N-400V, FC-GL-1x20-HW-3N-400V, FC-GL-1x5-230V, FC-GL-2x10-3N-380V, FC-GL-2x10-3N-400V, FC-GL-2x10-HW-3N-400V, FC-GL-2x20-3N-400V, FC-GL-2x20-3N-400V, FC-GL-2x20-HW-3N-400V, FC-GL-2x40-3N-380V, FC-GL-2x5-220V, FC-GL-2x5-230V, FC-GL-2x5-3N-380V, FC-GL-2x5-HW-3N-400V, FC-GLD-2x10-3N-400V, FC-GLD-2x20-3N-400V, FC-GLD-2x5-3N-400V, FC-TK-2x5-220V, KF6-GL-220V, KF6-GL-230V, KF6-GL-3N-380V, KF6-GL-3N-400V, MW-10L, MW-20L, MW-5L, WKI-10L-HA, WKI-10L-VA, WKI-20L-VA-3KW, WKI-20L-VA-6KW, WKI-20n-6KW, WKI-40L-VA, WKI-40n, WKI-60L-VA, WKI-60n, WKI-80LVA... (Other models you can see in the webshop)		

## relays

power relays

with special fixing



1

<b>Part No.</b>	380309	<b>Ref. No.</b>	02696
<b>description</b>	power relays 230VAC 16A 2-pole		
<b>For models:</b>	WKS		

level relays

miscellaneous



1

<b>Part No.</b>	400600	<b>Ref. No.</b>	02190
<b>description</b>	level relay level regulator		
<b>For models:</b>	A100, A100W, A100W-2N-380-415V, A102, TA100, TA100W, TA100W-2N-380-415V, TVA100		



1

<b>Part No.</b>	400602	<b>Ref. No.</b>	02173
<b>description</b>	level relay level regulator + temperature controller		
<b>For models:</b>	A100W, A100W-2N-380-415V, A200W, A200W-2N-380-415V, A202W, TA100W, TA100W-2N-380-415V, TA200W, TA200W-2N-380-415V, TA202W, WKT-3L-HA		



1

<b>Part No.</b>	400604	<b>Ref. No.</b>	02172
<b>description</b>	level relay level regulator + temperature controller		
<b>For models:</b>	B200, B200WS, B202, TVB200		

time relays

time relays



1

<b>Part No.</b>	350060	<b>Ref. No.</b>	99731
<b>description</b>	timer TEMPOMATIC K-400-2CM time range 0-99h 230VAC 16A mounting measurements 66x50mm 1NO		



probes

producer-specific probes

probes



1

<b>Part No.</b>	400606	<b>Ref. No.</b>	02219
<b>description</b>	temperature probe NTC 4.8kOhm cable probe -40 up to +110°C cable°C connection male faston 2.8mm thread probe ø10x30mm cable lengthm		
<b>For models:</b>	A100W, A100W-2N-380-415V, A200W, A200W-2N-380-415V, A202W, B100, B200, B200WF, B200WS, B202, B600W, B600W-DUO, B600W-DUO-DOS, DWI-GL180-3N-380V, DWI-GL30-230V, DWI-GL45-3N-400V, DWI-GL60-3N-400V, DWI-GL60HW-3N-400V, DWI-GL90-3N-400V, DWI-GL90HW-3N-400V, FC-GL-1x10-3N-400V, FC-GL-1x10-HW-3N-400V, FC-GL-1x20-3N-400V, FC-GL-1x20-HW-3N-400V, FC-GL-1x5-230V, FC-GL-2x10-3N-380V, FC-GL-2x10-3N-400V, FC-GL-2x10-HW-3N-400V, FC-GL-2x20-3N-400V, FC-GL-2x20-HW-3N-400V, FC-GL-2x40-3N-380V, FC-GL-2x5-220V, FC-GL-2x5-230V, FC-GL-2x5-3N-380V, FC-GL-2x5-HW-3N-400V, FC-GLD-2x10-3N-400V, FC-GLD-2x20-3N-400V, FC-GLD-2x5-3N-400V, KF6-GL-220V, KF6-GL-230V, KF6-GL-3N-380V, KF6-GL-3N-400V, TA100W, TA100W-2N-380-415V, TA200W, TA200W-2N-380-415V, TA202W, TB200WF, TVB100, TVB200... (Other models you can see in the webshop)		




2

<b>Part No.</b>	379480	<b>Ref. No.</b>	80063
<b>description</b>	temperature probe NTC cable PVC probe -40 up to +110°C cable -10 up to 100°C connection male faston 6.3mm thread probe eye M3 cable length 0.13m		
<b>For models:</b>	1-PBD-Antraciet, 1-PBD-Rood, 2-PBD-Antraciet, 2-PBD-Rood, CB10W, CB1x10WL, CB1x10WR, CB1x20WL, CB1x20WR, CB1x5WL, CB1x5WR, CB20W, CB2x10W, CB2x20W, CB2x5W, CB5W, M100W, M200W, M200W-Black, M202W, M202W-Black, MT100W, MT200W, MT200W-Black, MT200Wp, MT200Wp-Black, MT202W, MT202W-Black, OptiFresh-1, OptiFresh-2, OptiFresh-3, OptiFresh-4, OptiFresh-Bean-1, OptiFresh-Bean-2, OptiFresh-Bean-3, OptiFresh-Bean-4, OptiVend-1, OptiVend-1TL, OptiVend-1TS, OptiVend-2, OptiVend-3, OptiVend-3TS, OptiVend-4, OptiVend-4TS, OptiVend-Choco, OptiVend-HS, OptiVend-HS-Duo, PBD, WKT-3n-HA, WKT-3n-VA		

electronics

PCBs



1

<b>Part No.</b>	402517	<b>Ref. No.</b>	02889
<b>description</b>	control PCB L 100mm W 35mm suitable for ANIMO with display buttons 2		
<b>For models:</b>	M200, M200-Black, M200W, M200W-Black, M202, M202-Black, M202W, M202W-Black, MT200, MT200-Black, MT200v, MT200v-Black, MT200W, MT200W-Black, MT200Wp, MT200Wp-Black, MT202W, MT202W-Black		



1

<b>Part No.</b>	400631	<b>Ref. No.</b>	02691
<b>description</b>	display PCB		
<b>For models:</b>	WKS		




1

<b>Part No.</b>	402543	<b>Ref. No.</b>	02891
<b>description</b>	display PCB L 38mm W 20mm		
<b>For models:</b>	M100W, M200W, M200W-Black, M202W, M202W-Black, MT100W, MT200W, MT200W-Black, MT200Wp, MT200Wp-Black, MT202W, MT202W-Black, WKT-3n-HA, WKT-3n-VA		



1

<b>Part No.</b>	400620	<b>Ref. No.</b>	02690
<b>description</b>	PCB		
<b>For models:</b>	WKS		





1


<b>Part No.</b>	402494	<b>Ref. No.</b>	03290 19011 19012 19013
<b>description</b>	PCB coffee machine ANIMO L 115mm W 60mm		
<b>For models:</b>	M100-Black, M100-Blue, M100-Grey, M100W, M102, M102-Black, M200, M200-Black, M200W, M200W-Black, M202, M202-Black, M202W, M202W-Black, MT100-Black, MT100-Blue, MT100-Grey, MT100v, MT100v-Black, MT100W, MT200, MT200-Black, MT200v, MT200v-Black, MT200W, MT200W-Black, MT200Wp, MT200Wp-Black, MT202W, MT202W-Black, WKT-3n-HA, WKT-3n-VA		










			
1			
<b>Part No.</b>	400629	<b>Ref. No.</b>	02415 02432
<b>description</b>	PCB coffee machine GL 30/60/90		
<b>For models:</b>	DWI-GL180-3N-380V, DWI-GL30-230V, DWI-GL45-3N-400V, DWI-GL60-3N-400V, DWI-GL90-3N-400V, FC-GL-1x10-3N-400V, FC-GL-1x20-3N-400V, FC-GL-1x5-230V, FC-GL-2x10-3N-380V, FC-GL-2x10-3N-400V, FC-GL-2x20-3N-400V, FC-GL-2x40-3N-380V, FC-GL-2x5-220V, FC-GL-2x5-230V, FC-GL-2x5-3N-380V, FC-GLD-2x10-3N-400V, FC-GLD-2x20-3N-400V, FC-GLD-2x5-3N-400V, KF6-GL-220V, KF6-GL-230V, KF6-GL-3N-380V, KF6-GL-3N-400V		




			
1			
<b>Part No.</b>	402496	<b>Ref. No.</b>	02888
<b>description</b>	PCB L 100mm W 35mm buttons 1		
<b>For models:</b>	M100-Black, M100-Blue, M100-Grey, M100W, M102, M102-Black, MT100-Black, MT100-Blue, MT100-Grey, MT100v, MT100v-Black, MT100W		

			
1			
<b>Part No.</b>	402504	<b>Ref. No.</b>	03075
<b>description</b>	PCB L 116mm W 60mm for ANIMO		
<b>For models:</b>	CB10W, CB1x10WL, CB1x10WR, CB1x20WL, CB1x20WR, CB1x5WL, CB1x5WR, CB20W, CB2x10W, CB2x20W, CB2x5W, CB5W		

			
1			
<b>Part No.</b>	402507	<b>Ref. No.</b>	03074
<b>description</b>	PCB L 116mm W 60mm for ANIMO		
<b>For models:</b>	CB10, CB1x10L, CB1x10R, CB1x20L, CB1x20R, CB1x5L, CB1x5R, CB20, CB2x10, CB2x20, CB2x5, CB5		

			
1			
<b>Part No.</b>	402491	<b>Ref. No.</b>	02704
<b>description</b>	PCB L 135mm W 130mm suitable for ANIMO		
<b>For models:</b>	B200WF, TB200WF		

			
1			
<b>Part No.</b>	402509	<b>Ref. No.</b>	13494
<b>description</b>	PCB L 140mm W 78mm with display for ANIMO		
<b>For models:</b>	CB10, CB10W, CB1x10L, CB1x10R, CB1x10WL, CB1x10WR, CB1x20L, CB1x20R, CB1x20WL, CB1x20WR, CB1x40L, CB1x40R, CB1x5L, CB1x5R, CB1x5WL, CB1x5WR, CB20, CB20W, CB2x10, CB2x10W, CB2x20, CB2x20W, CB2x40, CB2x5, CB2x5W, CB40, CB5, CB5W		
<b>accessories for</b>	402509		
	<b>Part No.</b>	402492	<b>Ref. No.</b>
			03060 13493
	PCB L 196mm W 145mm for ANIMO		
	<b>Part No.</b>	402515	<b>Ref. No.</b>
			02123
	membrane keypad buttons 10 suitable for ANIMO for ComBi Line L 183mm W 78mm		

			
1			
<b>Part No.</b>	402492	<b>Ref. No.</b>	03060 13493
<b>description</b>	PCB L 196mm W 145mm for ANIMO		
<b>For models:</b>	CB10, CB10W, CB1x10L, CB1x10R, CB1x10WL, CB1x10WR, CB1x20L, CB1x20R, CB1x20WL, CB1x20WR, CB1x40L, CB1x40R, CB1x5L, CB1x5R, CB1x5WL, CB1x5WR, CB20, CB20W, CB2x10, CB2x10W, CB2x20, CB2x20W, CB2x40, CB2x5, CB2x5W, CB40, CB5, CB5W, OptiVend-1, OptiVend-1TL, OptiVend-1TS, OptiVend-2, OptiVend-3, OptiVend-3TS, OptiVend-4, OptiVend-Choco, OptiVend-HS		
<b>accessories for</b>	402492		
	<b>Part No.</b>	402509	<b>Ref. No.</b>
			13494
	PCB L 140mm W 78mm with display for ANIMO		
	<b>Part No.</b>	402515	<b>Ref. No.</b>
			02123
	membrane keypad buttons 10 suitable for ANIMO for ComBi Line L 183mm W 78mm		




central units

			
1			
<b>Part No.</b>	400603	<b>Ref. No.</b>	03109
<b>description</b>	control box		
<b>For models:</b>	B100, TVB100		

keypads


membrane keypads












			
1			
<b>Part No.</b>	402515	<b>Ref. No.</b>	02123
<b>description</b>	membrane keypad buttons 10 suitable for ANIMO for ComBi Line L 183mm W 78mm		
<b>For models:</b>	CB10, CB10W, CB1x10L, CB1x10R, CB1x10WL, CB1x10WR, CB1x20L, CB1x20R, CB1x20WL, CB1x20WR, CB1x40L, CB1x40R, CB1x5L, CB1x5R, CB1x5WL, CB1x5WR, CB20, CB20W, CB2x10, CB2x10W, CB2x20, CB2x20W, CB2x40, CB2x5, CB2x5W, CB40, CB5, CB5W		

solenoid valves

MÜLLER

medium temperature: 90°C  
duty cycle: 100%

			
1			
<b>Part No.</b>	370149	<b>Ref. No.</b>	02158
<b>description</b>	solenoid valve double straight 230VAC inlet 3/4" outlet 14mm		
<b>For models:</b>	A200W, A200W-2N-380-415V, A202, B202, TA200W, TA200W-2N-380-415V		

			
1			
<b>Part No.</b>	370002	<b>Ref. No.</b>	02585
<b>description</b>	solenoid valve single straight 230VAC inlet 3/4" outlet 14.5mm DN10 t.max. 90°C duty cycle 100% MÜLLER		
<b>For models:</b>	A200, A200-3WHPL, B200, TA200, TVA200, TVB200, WKS		
<b>spare parts for 370002</b>			
	Part No.	370127	Ref. No. —
	 solenoid valve body single straight inlet 3/4" outlet 14.5mm DN10 t.max. 90°C duty cycle 100% MÜLLER 230V		
	Part No.	371002	Ref. No. —
	 solenoid valve holder MÜLLER flange support		
	Part No.	371009	Ref. No. —
	 compression spring for solenoid coil		
	Part No.	371011	Ref. No. —
	 spare parts kit membrane with long star star hight 8mm MÜLLER		
	Part No.	371017	Ref. No. 02108
	 solenoid coil MÜLLER 230VAC connection male faston 6.3mm		
	Part No.	371122	Ref. No. —
	 solenoid valve filter ø 19mm H 10mm suitable for MÜLLER		
	Part No.	501161	Ref. No. —
	 tap head for solenoid valve holder for solenoid coils		
<b>accessories for 370002</b>			
	Part No.	371010	Ref. No. —
	 solenoid coil 230VAC connection with cable cable length 2000mm		
	Part No.	371037	Ref. No. —
	 solenoid coil 24VAC 50/60Hz connection male faston 6.3mm		
	Part No.	371038	Ref. No. —
	 solenoid coil 230VAC connection appliance plug		












			
1			
<b>Part No.</b>	370008	<b>Ref. No.</b>	02297
<b>description</b>	solenoid valve triple straight 230VAC inlet 3/4" outlet 14.5mm DN10 t.max. 90°C duty cycle 100% MÜLLER		
<b>For models:</b>	A202W, TA202W		
<b>spare parts for 370008</b>			
	Part No.	370131	Ref. No. —
	 solenoid valve body triple straight inlet 3/4" outlet 14.5mm DN10 t.max. 90°C duty cycle 100% MÜLLER 230V		


Table continues overleaf



spare parts for 370008				
	Part No.	371002	Ref. No.	—
solenoid valve holder MÜLLER flange support				
	Part No.	371009	Ref. No.	—
compression spring for solenoid coil				
	Part No.	371011	Ref. No.	—
spare parts kit membrane with long star star height 8mm MÜLLER				
	Part No.	371017	Ref. No.	02108
solenoid coil MÜLLER 230VAC connection male faston 6.3mm				
	Part No.	371122	Ref. No.	—
solenoid valve filter ø 19mm H 10mm suitable for MÜLLER				
	Part No.	501161	Ref. No.	—
tap head for solenoid valve holder for solenoid coils				
accessories for 370008				
	Part No.	371010	Ref. No.	—
solenoid coil 230VAC connection with cable cable length 2000mm				
	Part No.	371037	Ref. No.	—
solenoid coil 24VAC 50/60Hz connection male faston 6.3mm				
	Part No.	371038	Ref. No.	—
solenoid coil 230VAC connection appliance plug				


## spare parts and accessories

## solenoid coils


	1			
Part No.	371017	Ref. No.	02108	
description	solenoid coil MÜLLER 230VAC connection male faston 6.3mm			
For models:	A200, A200-3WHPL, A200W, A200W-2N-380-415V, A202, A202W, B200, B202, TA200, TA200W, TA200W-2N-380-415V, TA202W, TVA200, TVB200, WKI-10L-HA, WKI-10L-VA, WKI-20L-VA-3KW, WKI-20L-VA-6KW, WKI-40L-VA, WKI-60L-VA, WKI-80L-VA, WKS			


## TP


## solenoid valves with reducers

	1			
Part No.	370579	Ref. No.	02018	
description	solenoid valve double straight 230VAC inlet 3/4" plastic outlet 11.5mm output A 1.5l/min output B 3l/min flow regulating valve outlet A green flow regulating valve outlet B light brown			
For models:	CB10W, CB1x10WL, CB1x10WR, CB1x20WL, CB1x20WR, CB1x5WL, CB1x5WR, CB20W, CB2x10W, CB2x20W, CB2x5W, CB5W			


	1			
Part No.	370157	Ref. No.	02702	
description	solenoid valve double straight 230VAC inlet 3/4" t.max. 90°C TP plastic flow regulating valve inlet yellow outlet 11.5mm output A 1l/min output B 1l/min flow regulating valve outlet A light blue flow regulating valve outlet B light blue			
For models:	B200WF, M200W, M200W-Black, M202, M202-Black, MT200W, MT200W-Black, MT200Wp, MT200Wp-Black, TB200WF			


	1			
Part No.	370580	Ref. No.	02947	
description	solenoid valve single straight 230VAC inlet 3/4" outlet 11.5mm input 3l/min output 1l/min TP plastic flow regulating valve outlet light blue flow regulating valve inlet red			
For models:	M200, M200-Black, MT200, MT200-Black, MT200v, MT200v-Black, WKT-10n-VA, WKT-20n-VA, WKT-3n-VA, WKT-D-10n-VA, WKT-D-20n-VA, WKT-D-5n-VA			

	1			
Part No.	370577	Ref. No.	02026	
description	solenoid valve single straight 230VAC inlet 3/4" outlet 11.5mm input 4l/min TP plastic flow regulating valve inlet dark brown			
For models:	CB1x40L, CB1x40R, CB2x40, CB40, WKI-10n, WKI-20n-3KW, WKI-20n-6KW, WKI-40n, WKI-60n, WKI-80n			


	1			
Part No.	370578	Ref. No.	02016	
description	solenoid valve single straight 230VAC inlet 3/4" outlet 11.5mm output 3l/min TP flow regulating valve outlet green 8VA			
For models:	CB10, CB1x10L, CB1x10R, CB1x20L, CB1x20R, CB1x5L, CB1x5R, CB20, CB2x10, CB2x20, CB2x5, CB5, OptiCool, OptiCool-TS			



			
1			
<b>Part No.</b>	370581	<b>Ref. No.</b>	02948
<b>description</b>	solenoid valve triple straight 230VAC inlet 3/4" outlet 11.5mm TP plastic output A 1l/min output B 1l/min output C 1l/min flow regulating valve outlet A light blue flow regulating valve outlet B light blue flow regulating valve outlet C light blue		
<b>For models:</b>	M202W, M202W-Black, MT202W, MT202W-Black		

			
1			
<b>Part No.</b>	370302	<b>Ref. No.</b>	02645
<b>description</b>	solenoid valve special suitable for ANIMO		
<b>For models:</b>	B600W-DUO-DOS		


## various


			
1			
<b>Part No.</b>	370156	<b>Ref. No.</b>	02163
<b>description</b>	solenoid valve single straight suitable for ANIMO		
<b>For models:</b>	B600W, B600W-DUO, B600W-DUO-DOS, DWI-GL180-3N-380V, DWI-GL30-230V, DWI-GL45-3N-400V, DWI-GL60-3N-400V, DWI-GL90-3N-400V, FC-2x10L-Comfort, FC-2x5L-Comfort, FC-GL-1x10-3N-400V, FC-GL-1x20-3N-400V, FC-GL-1x5-230V, FC-GL-2x10-3N-380V, FC-GL-2x10-3N-400V, FC-GL-2x20-3N-400V, FC-GL-2x40-3N-380V, FC-GL-2x5-220V, FC-GL-2x5-230V, FC-GL-2x5-3N-380V, FC-GLD-2x10-3N-400V, FC-GLD-2x20-3N-400V, FC-GLD-2x5-3N-400V, FC-TK-2x5-220V, KF6-GL-220V, KF6-GL-230V, KF6-GL-3N-380V, KF6-GL-3N-400V, WKT-3L-VA		

## metal

### MÜLLER


#### 2-way


			
1			
<b>Part No.</b>	370600 <sup>1</sup>	<b>Ref. No.</b>	02019
<b>description</b>	solenoid valve SS 230VAC inlet 3/4" outlet 1/2" connection male faston 6.3mm L 57mm 2-way input 2.5l/min		
<b>For models:</b>	WKI-10L-HA, WKI-10L-VA, WKI-20L-VA-3KW, WKI-20L-VA-6KW, WKI-40L-VA, WKI-60L-VA, WKI-80L-VA		
<b>spare parts for 370600</b>			
	<b>Part No.</b>	371122	<b>Ref. No.</b> —
	solenoid valve filter ø 19mm H 10mm suitable for MÜLLER		
	<b>Part No.</b>	371214	<b>Ref. No.</b> —
	reducer MÜLLER type MR06 flow rate 2.5l/min mounting measurements 19mm nominal flow at 4bar pressure range 1-10bar approval KTW tolerance ±20% green		

			
1			
<b>Part No.</b>	370301	<b>Ref. No.</b>	02644
<b>description</b>	solenoid valve special 220-240VAC outlet 10.5mm MÜLLER suitable for ANIMO inlet 12mm p max 0.06bar 0 up to +99°C 50Hz		
<b>For models:</b>	B600W-DUO-DOS		

<sup>1</sup>SS housing

## solenoid valves (various)

			
1			
<b>Part No.</b>	370300	<b>Ref. No.</b>	02534
<b>description</b>	solenoid valve special suitable for ANIMO		
<b>For models:</b>	B600W, B600W-DUO, B600W-DUO-DOS		

			
1			
<b>Part No.</b>	370155	<b>Ref. No.</b>	02559
<b>description</b>	solenoid valve 2-ways 230VAC connection 1/8"		
<b>For models:</b>	B200, B200WS, B202, TVB200		



## pressure switches

ø 45mm



<b>Part No.</b>	541766	<b>Ref. No.</b>	03238
<b>description</b>	pressure control ø 45mm pressure range 0.5bar 6A 250V connection 10mm 1CO pressure connection 10mm		
<b>For models:</b>	WKT-10n-VA, WKT-20n-VA, WKT-D-10n-VA, WKT-D-20n-VA, WKT-D-5n-VA		



<b>Part No.</b>	541733	<b>Ref. No.</b>	02767
<b>description</b>	pressure control ø 45mm pressure range 105/75mbar pressure range 0.105/0.075bar p max 0.5bar 10A 250V connection 8mm pressure connection 8mm		
<b>For models:</b>	A140-220-240V, Excelso, Excelso-T, Excelso-Tp		



<b>Part No.</b>	541743	<b>Ref. No.</b>	02641
<b>description</b>	pressure control ø 45mm pressure range 90/50mbar p max 0.5bar pressure connection ø 8/12mm		
<b>For models:</b>	MW-10L, MW-20L, MW-5L		



<b>Part No.</b>	541101	<b>Ref. No.</b>	02695
<b>description</b>	pressure control ø 45mm triggering pressure 0.6bar reset pressure 0.4bar pressure connection vertical pressure connection ø 10mm coffee machine parts connection male faston 6.3mm suitable for ANIMO		
<b>For models:</b>	WKS		

## electrodes



<b>Part No.</b>	402544	<b>Ref. No.</b>	94114
<b>description</b>	level electrode M10 total length 70mm probe L 40mm insulated probe length 14mm connection F6.3 ø 4mm		
<b>For models:</b>	1-PBD-Antraciet, 1-PBD-Rood, 2-PBD-Antraciet, 2-PBD-Rood, B200WF, CB10W, CB1x10WL, CB1x10WR, CB1x20WL, CB1x20WR, CB1x5WL, CB1x5WR, CB20W, CB2x10W, CB2x20W, CB2x5W, CB5W, DWI-GL-60HW-3N-400V, DWI-GL90HW-3N-400V, FC-GL-1x10-HW-3N-400V, FC-GL-1x20-HW-3N-400V, FC-GL-2x10-HW-3N-400V, FC-GL-2x20-HW-3N-400V, FC-GL-2x5-HW-3N-400V, M100W, M200W, M200W-Black, M202W, M202W-Black, MT100W, MT200W, MT200W-Black, MT200Wp, MT200Wp-Black, MT202W, MT202W-Black, OptiFresh-1, OptiFresh-2, OptiFresh-3, OptiFresh-4, OptiFresh-Bean-1, OptiFresh-Bean-2, OptiFresh-Bean-3, OptiFresh-Bean-4, OptiVend-1, OptiVend-1TL, OptiVend-1TS, OptiVend-2, OptiVend-3, OptiVend-3TS...(Other models you can see in the webshop)		



<b>Part No.</b>	402693	<b>Ref. No.</b>	54147
<b>description</b>	level electrode total length 175mm probe L 155mm insulated probe length 80mm ø 4mm		
<b>For models:</b>	WKS		



<b>Part No.</b>	402694	<b>Ref. No.</b>	54148
<b>description</b>	level electrode total length 235mm probe L 215mm insulated probe length 80mm ø 4mm		
<b>For models:</b>	WKS		



<b>Part No.</b>	525415	<b>Ref. No.</b>	11576
<b>description</b>	screw connection for electrode mounting ø 10mm hole ø 6.5mm L 22mm		
<b>For models:</b>	1-PBD-Antraciet, 1-PBD-Rood, 2-PBD-Antraciet, 2-PBD-Rood, B200, B200WF, B600W-DUO, B600W-DUO-DOS, CB10W, CB1x10WL, CB1x10WR, CB1x20WL, CB1x20WR, CB1x5WL, CB1x5WR, CB20W, CB2x10W, CB2x20W, CB2x5W, CB5W, M100W, M200W, M200W-Black, M202W, M202W-Black, MT100W, MT200W, MT200W-Black, MT200Wp, MT200Wp-Black, MT202W, MT202W-Black, MW-10L, MW-20L, MW-5L, OptiFresh-1, OptiFresh-2, OptiFresh-3, OptiFresh-4, OptiFresh-Bean-1, OptiFresh-Bean-2, OptiFresh-Bean-3, OptiFresh-Bean-4, OptiVend-1, OptiVend-1TL, OptiVend-1TS, OptiVend-2, OptiVend-3, OptiVend-3TS, OptiVend-4...(Other models you can see in the webshop)		




## flow meters and flow sensors

### DIGMESA



1

<b>Part No.</b>	400193	<b>Ref. No.</b>	02699
<b>description</b>	flow meter thread 1/4" plastic male faston 2.8mm approval NSF reducer ø 2mm DIGMESA		
<b>For models:</b>	B200WF, TB200WF		
<b>accessories for</b> 400193			
	<b>Part No.</b>	400256	<b>Ref. No.</b> —
	plug GICAR for flow meter		

### miscellaneous



1

<b>Part No.</b>	402540	<b>Ref. No.</b>	02949
<b>description</b>	flow meter hose ø 8mm plastic approval NSF nominal-ø 2mm		
<b>For models:</b>	M200, M200-Black, M200W, M200W-Black, M202, M202-Black, M202W, M202W-Black, MT200, MT200-Black, MT200v, MT200v-Black, MT200W, MT200W-Black, MT200Wp, MT200Wp-Black, MT202W		



1

<b>Part No.</b>	402539	<b>Ref. No.</b>	02088 9374530/03
<b>description</b>	flow meter hose ø 8mm plastic approval NSF nominal-ø 3mm		
<b>For models:</b>	CB10, CB10W, CB1x10L, CB1x10R, CB1x10WL, CB1x10WR, CB1x20L, CB1x20R, CB1x20WL, CB1x20WR, CB1x40L, CB1x40R, CB1x5L, CB1x5R, CB1x5WL, CB1x5WR, CB20, CB20W, CB2x10, CB2x10W, CB2x20, CB2x20W, CB2x40, CB2x5, CB2x5W, CB40, CB5, CB5W		



## fans

### axial fans

#### import



1

<b>Part No.</b>	601055 <sup>1</sup>	<b>Ref. No.</b>	02261
<b>description</b>	axial fan L 92mm W 92mm H 25mm 230VAC 50/60Hz 14.5/14W bearing ball bearing connection male faston 2.8mm metal ADDA fan wheel ø 85mm temp.-resist. 70°C		
<b>For models:</b>	B600W-DUO, B600W-DUO-DOS		
<b>accessories for</b> 601055			
	<b>Part No.</b>	550898	<b>Ref. No.</b> —
	connecting cable cable length 2000mm connection F 2.8 connection distance 7.9mm for axial flow fan		
	<b>Part No.</b>	691103	<b>Ref. No.</b> —
	guard ø 90mm mounting distance 83mm for axial fan 92mm		

<sup>1</sup>with ball bearings

## fuses

### fine fuses

#### fine fuse holders



1

<b>Part No.</b>	358015	<b>Ref. No.</b>	02040
<b>description</b>	fuse holder suitable fuse ø5x20mm ø 19mm thread M15 1-pole 6A rated 250V L 41mm connection soldering connection		
<b>For models:</b>	B600W, DWI-GL180-3N-380V, DWI-GL30-230V, DWI-GL45-3N-400V, DWI-GL60-3N-400V, DWI-GL60HW-3N-400V, DWI-GL90-3N-400V, DWI-GL90HW-3N-400V, FC-2x10L-Comfort, FC-2x5L-Comfort, FC-GL-1x10-3N-400V, FC-GL-1x10-HW-3N-400V, FC-GL-1x20-3N-400V, FC-GL-1x20-HW-3N-400V, FC-GL-1x5-230V, FC-GL-2x10-3N-380V, FC-GL-2x10-3N-400V, FC-GL-2x10-HW-3N-400V, FC-GL-2x20-3N-400V, FC-GL-2x20-HW-3N-400V, FC-GL-2x40-3N-380V, FC-GL-2x5-220V, FC-GL-2x5-230V, FC-GL-2x5-3N-380V, FC-GL-2x5-HW-3N-400V, FCGLD-2x10-3N-400V, FC-GLD-2x20-3N-400V, FC-GLD-2x5-3N-400V, FC-TK-2x5-220V, KF6-GL-220V, KF6-GL-230V, KF6-GL-3N-380V, KF6-GL-3N-400V		




## electric accessories

## plugs - couplings - power sockets

## protective contact power sockets

## producer-specific power sockets

## ANIMO



1

<b>Part No.</b>	551033	<b>Ref. No.</b>	02081
<b>description</b>	bezel for power socket L 60mm W 60mm plastic		
<b>For models:</b>	CB10, CB10W, CB1x10L, CB1x10R, CB1x10WL, CB1x10WR, CB1x20L, CB1x20R, CB1x20WL, CB1x20WR, CB1x40L, CB1x40R, CB1x5L, CB1x5R, CB1x5WL, CB1x5WR, CB20, CB20W, CB2x10, CB2x10W, CB2x20, CB2x20W, CB2x40, CB2x5, CB2x5W, CB40, CB5, CB5W, OptiFresh-1, OptiFresh-2, OptiFresh-3, OptiFresh-4, OptiVend-3, OptiVend-3TS, OptiVend-4, OptiVend-4TS		



1

<b>Part No.</b>	551032	<b>Ref. No.</b>	02434
<b>description</b>	power socket protective contact socket max. 16A protection IP44 countries DE 240V H 60mm mounting $\varnothing$ 45mm W 60mm 1 phase L/N/PE		
<b>For models:</b>	B600W, DWI-GL180-3N-380V, DWI-GL30-230V, DWI-GL45-3N-400V, DWI-GL60-3N-400V, DWI-GL60HW-3N-400V, DWI-GL90-3N-400V, DWI-GL90HW-3N-400V, FC-GL-1x10-3N-400V, FC-GL-1x10-HW-3N-400V, FC-GL-1x20-3N-400V, FC-GL-1x20-HW-3N-400V, FC-GL-1x5-230V, FC-GL-2x10-3N-380V, FC-GL-2x10-3N-400V, FC-GL-2x10-HW-3N-400V, FC-GL-2x20-3N-400V, FC-GL-2x20-HW-3N-400V, FC-GL-2x40-3N-380V, FC-GL-2x5-220V, FC-GL-2x5-230V, FC-GL-2x5-3N-380V, FC-GL-2x5-HW-3N-400V, FC-GLD-2x10-3N-400V, FC-GLD-2x20-3N-400V, FC-GLD-2x5-3N-400V, FC-TK-2x5-220V, KF6-GL-220V, KF6-GL-230V, KF6-GL-3N-380V, KF6-GL-3N-400V		

## appliance sockets/plugs

## low temperature appliances 70°C



1

<b>Part No.</b>	551024	<b>Ref. No.</b>	02119
<b>description</b>	low temperature appliance plug C14 max 10A/250V T70 plastic male faston 6.3mm		
<b>For models:</b>	CB1x10L, CB1x10R, CB1x10WL, CB1x10WR, CB1x20L, CB1x20R, CB1x20WL, CB1x20WR, CB1x40L, CB1x40R, CB1x5L, CB1x5R, CB1x5WL, CB1x5WR, CB2x10, CB2x10W, CB2x20, CB2x20W, CB2x40, CB2x5, CB2x5W, CN10e, CN10e-without-gauge-glass, CN20e, CN20e-without-gauge-glass, CN40e, CN5e, CN5e-without-gauge-glass		

## high temperature appliances 155°C



1

<b>Part No.</b>	551023	<b>Ref. No.</b>	02104
<b>description</b>	high temperature appliance plug C16A male faston 6.3mm max 10A/250V T155 plastic		
<b>For models:</b>	B600W, CE-10L-STA, CE-10L-STA-PLGLS, CE-12L-STA, CE-16L-STA, CE-16L-STA-PLGLS, CE-20L-STA, CE-20L-STA-PLGLS, CE-25L-STA, CE-40L-STA, CE-4L-STA, CE-6L-STA, CE-6L-STA-PLGLS, CE-8L-STA, DE-10L, DE-10L-INSTALL, DE-20L, DE-20L-INSTALL, DE-40L, DE-40L-INSTALL, DE-5L, DE-5L-INSTALL, DWI-GL180-3N-380V, FC-2x5L-Comfort, FC-GL-1x10-3N-400V, FC-GL-1x10-HW-3N-400V, FC-GL-1x20-3N-400V, FC-GL-1x20-HW-3N-400V, FC-GL-1x5-230V, FC-GL-2x10-3N-380V, FC-GL-2x10-3N-400V, FC-GL-2x10-HW-3N-400V, FC-GL-2x20-3N-400V, FC-GL-2x20-HW-3N-400V, FC-GL-2x40-3N-380V, FC-GL-2x5-220V, FC-GL-2x5-230V, FC-GL-2x5-3N-380V, FC-GL-2x5-HW-3N-400V, FCGLD-2x10-3N-400V, FCGLD-2x20-3N-400V, FCGLD-2x5-3N-400V, FC-TK-2x5-220V, KF6-GL-220V, KF6-GL-3N-380V, MPW, MWR-10L, MWR-20L, MWR-40L, MWR-5L		

## cables

## power supply cables



1

<b>Part No.</b>	550229	<b>Ref. No.</b>	02112 99491
<b>description</b>	medium temperature appliance supply cable CEE7/7 - C15 3-pole contacts P+N+E 1mm <sup>2</sup> max. 10A max 250V 2.0m H05VVH T155 insulation rubber		
<b>For models:</b>	B600W, CE-10L-STA, CE-10L-STA-PLGLS, CE-12L-STA, CE-16L-STA, CE-16L-STA-PLGLS, CE-20L-STA, CE-20L-STA-PLGLS, CE-25L-STA, CE-40L-STA, CE-4L-STA, CE-6L-STA, CE-6L-STA-PLGLS, CE-8L-STA, DE-10L, DE-20L, DE-40L, DE-5L, FC-GL-1x10-3N-400V, FC-GL-1x10-HW-3N-400V, FC-GL-1x20-3N-400V, FC-GL-1x20-HW-3N-400V, FC-GL-1x5-230V, FC-GL-2x10-3N-380V, FC-GL-2x10-3N-400V, FC-GL-2x10-HW-3N-400V, FC-GL-2x20-3N-400V, FC-GL-2x20-HW-3N-400V, FC-GL-2x40-3N-380V, FC-GL-2x5-220V, FC-GL-2x5-230V, FC-GL-2x5-3N-380V, FC-GL-2x5-HW-3N-400V, FC-GLD-2x10-3N-400V, FC-GLD-2x20-3N-400V, FC-GLD-2x5-3N-400V, FC-TK-2x5-220V, KF6-GL-220V, KF6-GL-230V, KF6-GL-3N-380V, KF6-GL-3N-400V, MPW		


## terminals

## connection terminals with screw/faston connections




1

<b>Part No.</b>	551027	<b>Ref. No.</b>	02035
<b>description</b>	connection terminal 2-pole max. 12A max 400V connection $\varnothing$ 2.5mm <sup>2</sup> / F6.3 temp.-resist. 150°C		
<b>For models:</b>	B200WS, B202, WKI-10L-HA, WKI-10L-VA, WKI-20L-VA-3KW, WKT-10HA, WKT-10VA, WKT-25HA, WKT-25VA		



1


<b>Part No.</b>	551000	<b>Ref. No.</b>	02036
<b>description</b>	connection terminal 4-pole max 380V cross section 2.5mm <sup>2</sup>		
<b>For models:</b>	WKI-20L-VA-6KW, WKI-40L-VA, WKI-60L-VA		



1


<b>Part No.</b>	550110	<b>Ref. No.</b>	02089
<b>description</b>	power terminal block 5-pole max. 40A max 250V connection M6/ male faston 6.3mm temp.-resist. 130°C		
<b>For models:</b>	CB10, CB10W, CB1x10L, CB1x10R, CB1x10WL, CB1x10WR, CB1x20L, CB1x20R, CB1x20WL, CB1x20WR, CB1x40L, CB1x40R, CB1x5L, CB1x5R, CB1x5WL, CB1x5WR, CB20, CB20W, CB2x10, CB2x10W, CB2x20, CB2x20W, CB2x40, CB2x5, CB2x5W, CB40, CB5, CB5W, WKI-80n		

connection terminals with strain relief




1

<b>Part No.</b>	551029	<b>Ref. No.</b>	02571
<b>description</b>	power terminal block 3-pole max 400V max. 16A cable ø 10.5mm cross section 2.5mm <sup>2</sup> 1 phase connection male faston 6.3mm/screw connection with strain relief		
<b>For models:</b>	Excelso, Excelso-T, Excelso-Tp, KKWn, M100-Black, M100-Blue, M100-Grey, M100W, M102, M102-Black, M200, M200-Black, M200W, M200W-Black, M202, M202-Black, M21, M21-Black, M22, M22-Black, MT100-Black, MT100-Blue, MT100-Grey, MT100v, MT100v-Black, MT100W, MT200, MT200-Black, MT200v, MT200v-Black, MT200W, MT200W-Black, MT200Wp, MT200Wp-Black, OptiBean-2, OptiBean-3, OptiCool, OptiCool-TS, OptiFresh-1, OptiFresh-2, OptiFresh-3, OptiFresh-4, OptiFresh-Bean-1, OptiFresh-Bean-2, OptiFresh-Bean-3, OptiFresh-Bean-4, OptiVend-1, OptiVend-1TL, OptiVend-1TS, OptiVend-2... (Other models you can see in the webshop)		



1


<b>Part No.</b>	551028	<b>Ref. No.</b>	02535 02570
<b>description</b>	power terminal block 3-pole max 400V max. 16A cross section 2.5mm <sup>2</sup> 1 phase connection male faston 6.3mm/screw connection with strain relief		
<b>For models:</b>	1-PBD-Antraciet, 1-PBD-Rood, 2-PBD-Antraciet, 2-PBD-Rood, A100, A100W, A102, A140-220-240V, A200, A200-3WHPL, A200W, A202, A21, A22, B100, B200, B200WF, FC-GL-2x40-3N-380V, MW-5L, MWRn-10L, MWRn-20L, MWRn-5L, OptiBean-2, OptiBean-3, OptiVend-1, OptiVend-1TL, OptiVend-1TS, OptiVend-2, OptiVend-3, OptiVend-3TS, OptiVend-4, OptiVend-4TS, OptiVend-Choco, PBD, TA100, TA100W, TA200, TA200W, TB200WF, TVA100, TVA200, TVB100, TVB200, WKI-10n, WKI-20n-3KW, WKS, WKT-10n-HA, WKT-10n-VA, WKT-20n-HA, WKT-20n-VA...(Other models you can see in the webshop)		



1

<b>Part No.</b>	551030	<b>Ref. No.</b>	02348
<b>description</b>	power terminal block 5-pole max 400V max. 16A cross section 2.5mm <sup>2</sup> 3 phase connection male faston 6.3mm/screw connection with strain relief		
<b>For models:</b>	A100W-2N-380-415V, A200W-2N-380-415V, A202W, MW-10L, MW-20L, OptiVend-1, OptiVend-1TL, OptiVend-1TS, OptiVend-3, OptiVend-3TS, OptiVend-4, OptiVend-4TS, OptiVend-Choco, OptiVend-HS, OptiVend-HS-Duo, TA100W-2N-380-415V, TA200W-2N-380-415V, TA202W, WKI-20n-6KW, WKI-40n		


various



1

<b>Part No.</b>	551031	<b>Ref. No.</b>	02039
<b>description</b>	terminal 1-pole max. 63A max 500V connection screw		
<b>For models:</b>	WKI-80L-VA		

ignition parts




1

<b>Part No.</b>	301014	<b>Ref. No.</b>	02100
<b>description</b>	momentary rocker switch mounting measurements 30x11mm black 1NO 250V 16A connection male faston 6.3mm ambient temperature max. 85/125°C protection IP40 mounting ømm male faston 6.3mm		
<b>For models:</b>	B200WS, B202, WKI-10L-HA		

equipment-specific units

- steam/water taps
- steam/water pipes
- nozzles for steam pipes



1

<b>Part No.</b>	527008	<b>Ref. No.</b>	54138
<b>description</b>	steam nozzle		
<b>For models:</b>	WKS		





## nozzles for water pipes

## components



1

<b>Part No.</b>	527009	<b>Ref. No.</b>	54141
<b>description</b>	water nozzle		
<b>For models:</b>	WKS		

## tap aerators



1

<b>Part No.</b>	527007	<b>Ref. No.</b>	04261
<b>description</b>	tap aerator		
<b>For models:</b>	OptiCool, OptiCool-TS, WKS		

## for pour machines

## coffee pots



1

<b>Part No.</b>	960075	<b>Ref. No.</b>	08208
<b>description</b>	coffee pot 1.85l glas suitable for ANIMO		
<b>For models:</b>	A100, A100W, A100W-2N-380-415V, A102, A200, A200-3WHPL, A200W, A200W-2N-380-415V, A202, A202W, B100, B200WS, B202, Excelso, M100-Black, M100-Blue, M100-Grey, M100W, M102, M102-Black, M200, M200-Black, M200W, M200W-Black, M202, M202-Black, M202W, M202W-Black		

## coffee filters

## permanent filters



1

<b>Part No.</b>	525441	<b>Ref. No.</b>	01060
<b>description</b>	permanent filter for coffee machine D1 ø 108mm D2 ø 146mm Qty 1 pcs		

## paper filters

## basket filters



1

<b>Part No.</b>	960101	<b>Ref. No.</b>	01115
<b>description</b>	paper filter for coffee makers D1 ø 100mm D2 ø 320mm Qty 500 pcs		
<b>For models:</b>	FC-GL-2x5-HW-3N-400V		



1

<b>Part No.</b>	960106	<b>Ref. No.</b>	01097
<b>description</b>	paper filter for coffee makers D1 ø 150mm D2 ø 350mm Qty 500 pcs		




1

<b>Part No.</b>	960102	<b>Ref. No.</b>	01116 152/457
<b>description</b>	paper filter for coffee makers D1 ø 150mm D2 ø 435mm Qty 500 pcs		
<b>For models:</b>	FC-GL-1x10-HW-3N-400V, FC-GL-2x10-HW-3N-400V		





			
1			
<b>Part No.</b>	960033	<b>Ref. No.</b>	011117
<b>description</b>	paper filter for coffee makers D1 ø 210mm D2 ø 530mm Qty 500 pcs		


			
1			
<b>Part No.</b>	960104	<b>Ref. No.</b>	01131
<b>description</b>	paper filter for coffee makers D1 ø 280mm D2 ø 635mm Qty 500 pcs		


			
1			
<b>Part No.</b>	960100	<b>Ref. No.</b>	01088
<b>description</b>	paper filter for coffee makers D1 ø 90mm D2 ø 250mm Qty 1000 pcs		

## round filters

			
1			
<b>Part No.</b>	960018	<b>Ref. No.</b>	01003
<b>description</b>	paper filter ø 190mm type DE 5 Qty 500 pcs for FC GL suitable for ANIMO		

			
1			
<b>Part No.</b>	960019	<b>Ref. No.</b>	01008
<b>description</b>	paper filter ø 260mm type DE 10 Qty 500 pcs for FC GL suitable for ANIMO		


			
1			
<b>Part No.</b>	960020	<b>Ref. No.</b>	01010
<b>description</b>	paper filter ø 330mm type DE 20 Qty 500 pcs for FC GL suitable for ANIMO		


			
1			
<b>Part No.</b>	960021	<b>Ref. No.</b>	01011
<b>description</b>	paper filter ø 440mm type DE 40 Qty 500 pcs for FC GL suitable for ANIMO		

## filter pans


### filter pans

#### ANIMO

			
1			
<b>Part No.</b>	960076	<b>Ref. No.</b>	08635
<b>description</b>	filter pan plastic ED ø 170mm int. ø 115mm int. ø 2 90mm H 100mm filter no. 960100 suitable for ANIMO		
<b>For models:</b>	A100, A100W, A100W-2N-380-415V, A102, A140-220-240V, A200, A200-3WHPL, A200W, A200W-2N-380-415V, A202, A202W, B100, B200WS, B202, TA100, TA100W, TA100W-2N-380-415V, TA200, TA200W, TA200W-2N-380-415V, TA202W, TVA100, TVA200, TVB100		

			
1			
<b>Part No.</b>	525856	<b>Ref. No.</b>	09436
<b>description</b>	filter pan plastic ED ø 174mm int. ø 115mm int. ø 2 100mm H 120mm filter no. 960100 suitable for ANIMO		
<b>For models:</b>	Excelso, Excelso-T, Excelso-Tp		





			
1			
<b>Part No.</b>	525857	<b>Ref. No.</b>	99232
<b>description</b>	filter pan plastic ED ø 174mm int. ø 1 152mm int. ø 2 100mm H 120mm with anti drip filter no. 960100 suitable for ANIMO		
<b>For models:</b>	M100-Black, M100-Blue, M100-Grey, M100W, M102, M102-Black, M200, M200-Black, M200W, M200W-Black, M202, M202-Black, M202W, M202W-Black, MT100-Black, MT100-Blue, MT100-Grey, MT100v, MT100v-Black, MT100W, MT200, MT200-Black, MT200v, MT200v-Black, MT200W, MT200W-Black, MT200Wp, MT200Wp-Black, MT202W, MT202W-Black		


			
1			
<b>Part No.</b>	525858	<b>Ref. No.</b>	12240
<b>description</b>	filter pan plastic W 250mm D 250mm H 145mm filter no. 960106 suitable for ANIMO		
<b>For models:</b>	B600W, B600W-DUO		


drain taps


drain taps


			
1			
<b>Part No.</b>	527013	<b>Ref. No.</b>	54116
<b>description</b>	outlet tap complete		
<b>For models:</b>	MW-10L, MW-20L, MW-5L		

			
1			
<b>Part No.</b>	527018	<b>Ref. No.</b>	54102 99701
<b>description</b>	outlet tap complete connection 3/8"		
<b>For models:</b>	MT100W, MT200W-Black, MT202W-Black, THERMOSCONT-2.4-KR +-PLGL		



			
1			
<b>Part No.</b>	527001	<b>Ref. No.</b>	04170
<b>description</b>	outlet tap complete thread 3/4"		
<b>For models:</b>	CE-40L-STA, CI-40L-STA, DE-40L, DE-40L-INSTALL, DWI-GL180-3N-380V, FC-GL-2x40-3N-380V, MWR-40L		


			
1			
<b>Part No.</b>	527010	<b>Ref. No.</b>	04181
<b>description</b>	outlet tap complete tube ø 15mm pipe length 43mm thread 1/4" black/chrome		
<b>For models:</b>	B200WS, WKT-3L-HA, WKT-3L-VA		


			
1			
<b>Part No.</b>	527015	<b>Ref. No.</b>	04250
<b>description</b>	outlet tap complete tube ø 20mm pipe length 51mm black connection 1/2"		
<b>For models:</b>	A100W, A100W-2N-380-415V, A200W, A200W-2N-380-415V, A202W, B200WF, DWI-GL60HW-3N-400V, DWI-GL90HW-3N-400V, FC-GL-1x10-HW-3N-400V, FC-GL-1x20-HW-3N-400V, FC-GL-2x10-HW-3N-400V, FC-GL-2x20-HW-3N-400V, FC-GL-2x5-HW-3N-400V, M100W, M200W, M200W-Black, M202W, M202W-Black, MT100W, MT200W, MT200WBlack, MT200Wp, MT200Wp-Black, MT202W, MT202W-Black, TA100W, TA100W-2N-380-415V, TA200W, TA200W-2N-380-415V, TA202W, TB200WF, WKT-3n-HA, WKT-3n-VA		


			
1			
<b>Part No.</b>	527011	<b>Ref. No.</b>	99707
<b>description</b>	outlet tap complete tube ø 21mm pipe length 45mm black/chrome connection 1/2"		
<b>For models:</b>	CE-10L-STA, CE-12L-STA, CE-16L-STA, CE-20L-STA, CE-25L-STA, CE-4L-STA, CE-6L-STA, CE-8L-STA, CI-10L-STA, CI-12L-STA, CI-16L-STA, CI-20L-STA, CI-25L-STA, CI-4L-STA, CI-6L-STA, CI-8L-STA, MWRn-10L, MWRn-20L, MWRn-5L, WKI-n-no-drip-tap-front, WKI-n-no-drip-tapfront, WKI-n-swivel-arm-L, WKI-n-swivel-arm-R		





											
1											
<b>Part No.</b>	527031	<b>Ref. No.</b>	99705								
<b>description</b>	outlet tap complete tube ø 21mm pipe length 45mm connection 1/2" suitable for ANIMO										
<b>For models:</b>	CE-10L-STA-PLGLS, CE-16L-STA-PLGLS, CE-20L-STA-PLGLS, CE-6L-STA-PLGLS, DE-10L, DE-10L-INSTALL, DE-20L, DE-20L-INSTALL, DE-5L, DE-5L-INSTALL, FC-GL-1x10-3N-400V, FC-GL-1x10-HW-3N-400V, FC-GL-1x20-3N-400V, FC-GL-1x20-HW-3N-400V, FC-GL-1x5-230V, FC-GL-2x10-3N-400V, FC-GL-2x10-HW-3N-400V, FC-GL-2x20-3N-400V, FC-GL-2x20-HW-3N-400V, FC-GL-2x5-230V, FC-GL-2x5-HW-3N-400V, FC-GLD-2x10-3N-400V, FC-GLD-2x20-3N-400V, FC-GLD-2x5-3N-400V, WKT-10n-HA, WKT-10n-VA, WKT-20n-HA, WKT-20n-VA, WKT-D-10L-HA, WKT-D-18L-HA										
<b>spare parts for</b>	527031										
		<table border="1"> <tr> <td>Part No.</td> <td>525437</td> <td>Ref. No.</td> <td>54103</td> </tr> </table>	Part No.	525437	Ref. No.	54103	<table border="1"> <tr> <td>Part No.</td> <td>525437</td> <td>Ref. No.</td> <td>54103</td> </tr> </table>	Part No.	525437	Ref. No.	54103
Part No.	525437	Ref. No.	54103								
Part No.	525437	Ref. No.	54103								
<b>description</b>	tap body D 65mm W 35mm H 62mm thread M35x1.5 connection 1/2"										


			
1			
<b>Part No.</b>	525806	<b>Ref. No.</b>	99674
<b>description</b>	tap complete pipe length 60mm M18 suitable for ANIMO		
<b>For models:</b>	CB1x40L, CB1x40R, CB2x40, CN10e-without-gauge-glass, CN10i-without-gauge-glass, CN20e-without-gauge-glass, CN20i-without-gauge-glass, CN40e, CN5e-without-gauge-glass, CN5i-without-gauge-glass		


			
1			
<b>Part No.</b>	525807	<b>Ref. No.</b>	99684
<b>description</b>	tap complete pipe length 80mm connection with flange for ANIMO		
<b>For models:</b>	CB1x10L, CB1x10R, CB1x10WL, CB1x10WR, CB1x20L, CB1x20R, CB1x20WL, CB1x20WR, CB1x5L, CB1x5R, CB1x5WL, CB1x5WR, CB2x10, CB2x10W, CB2x20, CB2x20W, CB2x5, CB2x5W, CN10e, CN10i, CN20e, CN20i, CN5e, CN5i, WKT-D-10n-HA, WKT-D-10n-VA, WKT-D-20n-HA, WKT-D-20n-VA, WKT-D-5n-HA, WKT-D-5n-VA		

			
1			
<b>Part No.</b>	525808	<b>Ref. No.</b>	99683
<b>description</b>	tap complete pipe length 80mm for ANIMO with flange		
<b>For models:</b>	CB10W, CB1x10WL, CB1x10WR, CB1x20WL, CB1x20WR, CB1x5WL, CB1x5WR, CB20W, CB2x10W, CB2x20W, CB2x5W, CB5W		

components			
			
1			
<b>Part No.</b>	525804	<b>Ref. No.</b>	07953
<b>description</b>	cap for tap W 26mm H 40mm L 55mm		
<b>For models:</b>	CB1x10L, CB1x10R, CB1x10WL, CB1x10WR, CB1x20L, CB1x20R, CB1x20WL, CB1x20WR, CB1x5L, CB1x5R, CB1x5WL, CB1x5WR, CB2x10, CB2x10W, CB2x20, CB2x20W, CB2x5, CB2x5W, CN10e, CN10i, CN20e, CN20i, CN5e, CN5i, WKT-D-10n-HA, WKT-D-10n-VA, WKT-D-20n-HA, WKT-D-20n-VA, WKT-D-5n-HA, WKT-D-5n-VA		

			
1			
<b>Part No.</b>	525809	<b>Ref. No.</b>	54169
<b>description</b>	tap body connection with flange for ANIMO pipe length 80mm		
<b>For models:</b>	CB1x10L, CB1x10R, CB1x10WL, CB1x10WR, CB1x20L, CB1x20R, CB1x20WL, CB1x20WR, CB1x5L, CB1x5R, CB1x5WL, CB1x5WR, CB2x10, CB2x10W, CB2x20, CB2x20W, CB2x5, CB2x5W, CN10e, CN10i, CN20e, CN20i, CN5e, CN5i, WKT-D-10n-HA, WKT-D-10n-VA, WKT-D-20n-HA, WKT-D-20n-VA, WKT-D-5n-HA, WKT-D-5n-VA		

			
1			
<b>Part No.</b>	525437	<b>Ref. No.</b>	54103
<b>description</b>	tap body D 65mm W 35mm H 62mm thread M35x1.5 connection 1/2"		

			
1			
<b>Part No.</b>	525810	<b>Ref. No.</b>	54332
<b>description</b>	tap body M18 for ANIMO pipe length 60mm		
<b>For models:</b>	CB1x40L, CB1x40R, CB2x40, CN10e-without-gauge-glass, CN10i-without-gauge-glass, CN20e-without-gauge-glass, CN20i-without-gauge-glass, CN40e, CN5e-without-gauge-glass, CN5i-without-gauge-glass		

## water taps

### turning handles

			
1			
<b>Part No.</b>	111382	<b>Ref. No.</b>	04315
<b>description</b>	turning handle ANIMO ø 45mm L 50mm shaft ø 8mm black		
<b>For models:</b>	WKI-10n, WKI-20n-3KW, WKI-20n-6KW, WKI-40n, WKI-60n, WKI-80n, WKI-n-double-tap-front, WKI-n-no-drip-tap-front, WKI-n-swivelarm-L, WKI-n-swivel-arm-R		



## tap heads



1

<b>Part No.</b>	525478	<b>Ref. No.</b>	04313
<b>description</b>	tap head thread 1/2" D1 ø 24mm D2 ø 18mm shaft intake ø 8mm suitable for ANIMO		
<b>For models:</b>	WKI-10n, WKI-20n-3KW, WKI-20n-6KW, WKI-40n, WKI-60n, WKI-80n, WKI-n-double-tap-front, WKI-n-no-drip-tap-front, WKI-n-swivelarm-L, WKI-n-swivel-arm-R		

## water taps



1

<b>Part No.</b>	525420	<b>Ref. No.</b>	99489 99696
<b>description</b>	water tap complete thread 1/2" spout length 250mm incl reducer 1/2" - 3/4"		
<b>For models:</b>	WKI-20L-VA-3KW, WKI-20L-VA-6KW, WKI-20n-3KW, WKI-20n-6KW, WKI-n-double-tap-front		



1

<b>Part No.</b>	525410	<b>Ref. No.</b>	99488 99695
<b>description</b>	water tap complete thread 3/4" spout length 200mm		
<b>For models:</b>	WKI-10L-HA, WKI-10L-VA, WKI-10n, WKI-n-double-tap-front		



1

<b>Part No.</b>	525421	<b>Ref. No.</b>	99490 99697
<b>description</b>	water tap complete thread 3/4" spout length 300mm		
<b>For models:</b>	WKI-40L-VA, WKI-40n, WKI-60L-VA, WKI-60n, WKI-80L-VA, WKI-80n, WKI-n-double-tap-front, WKI-n-no-drip-tap-front, WKI-n-swivelarm-L, WKI-n-swivel-arm-R		

## brew units

### gaskets



1

<b>Part No.</b>	531138	<b>Ref. No.</b>	08599
<b>description</b>	lid gasket ID ø 180mm thickness 7mm		
<b>For models:</b>	MVC-5L-STA		

### spray heads




1

<b>Part No.</b>	525803	<b>Ref. No.</b>	07939
<b>description</b>	spray head ø 103mm suitable for ANIMO		
<b>For models:</b>	Excelso, Excelso-T, Excelso-Tp, M100-Black, M100-Blue, M100-Grey, M100W, M102, M102-Black, M200, M200-Black, M200W, M200WBlack, M202, M202-Black, M202W, M202W-Black, MT100-Black, MT100-Blue, MT100-Grey, MT100v, MT100v-Black, MT100W, MT200, MT200-Black, MT200v, MT200v-Black, MT200W, MT200W-Black, MT200Wp, MT200Wp-Black, MT202W, MT202W-Black		





			
1			
<b>Part No.</b>	527025	<b>Ref. No.</b>	08327
<b>description</b>	spray head suitable for ANIMO		
<b>For models:</b>	A100, A100W, A100W-2N-380-415V, A102, A140-220-240V, A200, A200-3WHPL, A200W, A200W-2N-380-415V, A202, A202W, B100, B200, B200WF, B200WS, B202, TA100, TA100W, TA100W-2N-380-415V, TA200, TA200W, TA200W-2N-380-415V, TA202W, TB200WF, TVA100, TVA200, TVB100, TVB200		

			
1			
<b>Part No.</b>	527034	<b>Ref. No.</b>	11180
<b>description</b>	spray head suitable for ANIMO		
<b>For models:</b>	B600W, B600W-DUO, B600W-DUO-DOS		

			
1			
<b>Part No.</b>	527035	<b>Ref. No.</b>	12231
<b>description</b>	spray head tap head suitable for ANIMO		
<b>For models:</b>	A100, A100W, A100W-2N-380-415V, A102, A140-220-240V, A200, A200-3WHPL, A200W, A200W-2N-380-415V, A202, A202W, TA100, TA100W, TA100W-2N-380-415V, TA200, TA200W, TA200W-2N-380-415V, TA202W, TVA100, TVA200		

<h3>manifolds</h3>			
			
1			
<b>Part No.</b>	525801	<b>Ref. No.</b>	07940
<b>description</b>	water distributor ø 82mm suitable for ANIMO		
<b>For models:</b>	Excelso, Excelso-T, Excelso-Tp, M100-Black, M100-Blue, M100-Grey, M100W, M102, M102-Black, M200, M200-Black, M200W, M200WBlack, M202, M202-Black, M202W, M202W-Black, MT100-Black, MT100-Blue, MT100-Grey, MT100v, MT100v-Black, MT100W, MT200, MT200-Black, MT200v, MT200v-Black, MT200W, MT200W-Black, MT200Wp, MT200Wp-Black, MT202W, MT202W-Black		

<h3>steam/water taps</h3>			
<h4>water taps</h4>			
			
1			
<b>Part No.</b>	525411	<b>Ref. No.</b>	04120 04309
<b>description</b>	water tap ANIMO inlet 3/8" outlet 3/8"		
<b>For models:</b>	WKI-10L-HA, WKI-10L-VA, WKI-10n, WKI-20L-VA-3KW, WKI-20L-VA-6KW, WKI-20n-3KW, WKI-20n-6KW, WKI-40L-VA, WKI-40n, WKI-60L-VA, WKI-60n, WKI-80L-VA, WKI-80n, WKI-n-double-tap-front, WKI-n-nodrip-tap-front, WKI-n-swivel-arm-L, WKI-n-swivel-arm-R		

<h3>liquid level pipes</h3>			
<h4>connections</h4>			
			
1			
<b>Part No.</b>	525811	<b>Ref. No.</b>	13308
<b>description</b>	connection for level glass L 40mm		
<b>For models:</b>	CB1x40L, CB1x40R, CB2x40, CN40e		

<h3>angle valves</h3>			
			
1			
<b>Part No.</b>	525812	<b>Ref. No.</b>	54113
<b>description</b>	angle valve for level glass L 29mm		
<b>For models:</b>	MWR-10L, MWR-20L, MWR-40L, MWR-5L, MWRn-10L, MWRn-20L, MWRn-5L, WKI-10L-HA, WKI-10L-VA, WKI-10n, WKI-20L-VA-3KW, WKI-20L-VA-6KW, WKI-20n-3KW, WKI-20n-6KW, WKI-40L-VA, WKI-40n, WKI-60L-VA, WKI-60n, WKI-80L-VA, WKI-80n		

			
1			
<b>Part No.</b>	525813	<b>Ref. No.</b>	54115
<b>description</b>	angle valve for level glass L 29mm		
<b>For models:</b>	MWR-10L, MWR-20L, MWR-40L, MWR-5L, MWRn-10L, MWRn-20L, MWRn-5L, WKI-10L-HA, WKI-10L-VA, WKI-20L-VA-3KW, WKI-20L-VA-6KW, WKI-40L-VA, WKI-60L-VA, WKI-80L-VA		



## liquid level pipes



<b>Part No.</b>	526805	<b>Ref. No.</b>	12884
<b>description</b>	water level tube ED ø 10.4mm ID ø 8.2mm H 208mm for ANIMO		
<b>For models:</b>	CB1x5L, CB1x5R, CB1x5WL, CB1x5WR, CB2x5, CB2x5W, CN5e, CN5i, WKT-D-5n-HA, WKT-D-5n-VA		



<b>Part No.</b>	527026	<b>Ref. No.</b>	19103
<b>description</b>	water level tube ED ø 10.4mm ID ø 8.2mm H 211mm for ANIMO		
<b>For models:</b>	B600W		




<b>Part No.</b>	527022	<b>Ref. No.</b>	54195
<b>description</b>	water level tube ED ø 10.4mm ID ø 8.2mm H 216mm marking 1-6 for ANIMO		
<b>For models:</b>	CE-6L-STA-PLGLS, KF6-GL-220V, KF6-GL-3N-380V		



<b>Part No.</b>	527030	<b>Ref. No.</b>	54188
<b>description</b>	water level tube ED ø 10.4mm ID ø 8.2mm H 225mm marking 1-10 for ANIMO		
<b>For models:</b>	DE-10L, DE-10L-INSTALL, FC-GL-1x10-3N-400V, FC-GL-1x10-HW-3N-400V, FC-GL-2x10-3N-380V, FC-GL-2x10-3N-400V, FC-GL-2x10-HW-3N-400V, FC-GLD-2x10-3N-400V		



<b>Part No.</b>	527029	<b>Ref. No.</b>	54186
<b>description</b>	water level tube ED ø 10.4mm ID ø 8.2mm H 225mm marking 1-5 for ANIMO		
<b>For models:</b>	DE-5L, DE-5L-INSTALL, FC-2x5L-Comfort, FC-GL-1x5-230V, FC-GL-2x5-220V, FC-GL-2x5-230V, FC-GL-2x5-3N-380V, FC-GL-2x5-HW-3N-400V, FC-GLD-2x5-3N-400V, FC-TK-2x5-220V		



<b>Part No.</b>	526808	<b>Ref. No.</b>	12885
<b>description</b>	water level tube ED ø 10.4mm ID ø 8.2mm H 230mm for ANIMO		
<b>For models:</b>	CB1x10L, CB1x10R, CB1x10WL, CB1x10WR, CB2x10, CB2x10W, CN10e, CN10i, WKT-D-10n-HA, WKT-D-10n-VA		




<b>Part No.</b>	525293	<b>Ref. No.</b>	34196
<b>description</b>	water level tube ED ø 10.4mm ID ø 8.2mm H 270mm marking 1-10 for ANIMO		
<b>For models:</b>	WKT-10HA, WKT-10VA		



<b>Part No.</b>	525284	<b>Ref. No.</b>	34388
<b>description</b>	water level tube ED ø 10.4mm ID ø 8.2mm H 270mm WKT 10n for ANIMO		
<b>For models:</b>	WKT-10n-HA, WKT-10n-VA		



<b>Part No.</b>	526809	<b>Ref. No.</b>	34402
<b>description</b>	water level tube ED ø 10.4mm ID ø 8.2mm H 300mm for ANIMO		
<b>For models:</b>	MWRn-20L		



<b>Part No.</b>	527032	<b>Ref. No.</b>	54123
<b>description</b>	water level tube ED ø 10.4mm ID ø 8.2mm H 304mm for ANIMO		
<b>For models:</b>	DE-20L, DE-20L-INSTALL, FC-GL-1x20-3N-400V, FC-GL-1x20-HW-3N-400V, FC-GL-2x20-3N-380V, FC-GL-2x20-3N-400V, FC-GL-2x20-HW-3N-400V, FC-GLD-2x20-3N-400V		




<b>Part No.</b>	526803	<b>Ref. No.</b>	54196
<b>description</b>	water level tube ED ø 10.4mm ID ø 8.2mm H 304mm marking 1-10 for ANIMO		
<b>For models:</b>	CE-10L-STA-PLGLS		



<b>Part No.</b>	525287	<b>Ref. No.</b>	34140
<b>description</b>	water level tube ED ø 10.4mm ID ø 8.2mm H 305mm marking 5-25 for ANIMO		
<b>For models:</b>	WKT-25HA, WKT-25VA		



<b>Part No.</b>	526804	<b>Ref. No.</b>	54225
<b>description</b>	water level tube ED ø 10.4mm ID ø 8.2mm H 311mm marking 1-16 for ANIMO		
<b>For models:</b>	CE-16L-STA-PLGLS		



<b>Part No.</b>	525285	<b>Ref. No.</b>	34389
<b>description</b>	water level tube ED ø 10.4mm ID ø 8.2mm H 315mm WKT 20n for ANIMO		
<b>For models:</b>	WKT-20n-HA, WKT-20n-VA		



<b>Part No.</b>	526807	<b>Ref. No.</b>	12886
<b>description</b>	water level tube ED ø 10.4mm ID ø 8.2mm H 317mm for ANIMO		
<b>For models:</b>	CB1x20L, CB1x20R, CB1x20WL, CB1x20WR, CB2x20, CB2x20W, CN20e, CN20i, WKT-D-20n-HA, WKT-D-20n-VA		



<b>Part No.</b>	525291	<b>Ref. No.</b>	34530
<b>description</b>	water level tube ED ø 10.4mm ID ø 8.2mm H 345mm marking 0-10 orange for ANIMO		
<b>For models:</b>	WKI-10n		



<b>Part No.</b>	525289	<b>Ref. No.</b>	34107
<b>description</b>	water level tube ED ø 10.4mm ID ø 8.2mm H 366mm orange for ANIMO		
<b>For models:</b>	WKI-10L-HA, WKI-10L-VA		



1			
<b>Part No.</b>	527004	<b>Ref. No.</b>	54155
<b>description</b>	water level tube ED ø 10.4mm ID ø 8.2mm H 367mm for ANIMO		
<b>For models:</b>	DE-40L, DE-40L-INSTALL, DWI-GL180-3N-380V, FC-GL-2x40-3N-380V		

1			
<b>Part No.</b>	526806	<b>Ref. No.</b>	54226
<b>description</b>	water level tube ED ø 10.4mm ID ø 8.2mm H 384mm marking 1-20 for ANIMO		
<b>For models:</b>	CE-20L-STA-PLGLS		

1			
<b>Part No.</b>	525297	<b>Ref. No.</b>	34532
<b>description</b>	water level tube ED ø 10.4mm ID ø 8.2mm H 385mm marking 0-20 orange for ANIMO		
<b>For models:</b>	WKI-20n-3KW, WKI-20n-6KW		

1			
<b>Part No.</b>	525295	<b>Ref. No.</b>	34111
<b>description</b>	water level tube ED ø 10.4mm ID ø 8.2mm H 402mm orange for ANIMO		
<b>For models:</b>	WKI-20L-VA-3KW, WKI-20L-VA-6KW		

1			
<b>Part No.</b>	525299	<b>Ref. No.</b>	34534
<b>description</b>	water level tube ED ø 10.4mm ID ø 8.2mm H 485mm marking 0-40 orange for ANIMO		
<b>For models:</b>	WKI-40n		

1			
<b>Part No.</b>	525401	<b>Ref. No.</b>	34125
<b>description</b>	water level tube ED ø 10.4mm ID ø 8.2mm H 501mm orange for ANIMO		
<b>For models:</b>	WKI-40L-VA		

1			
<b>Part No.</b>	525403	<b>Ref. No.</b>	34194
<b>description</b>	water level tube ED ø 10.4mm ID ø 8.2mm H 666mm clear for ANIMO		
<b>For models:</b>	WKI-60L-VA		

1			
<b>Part No.</b>	525405	<b>Ref. No.</b>	34132
<b>description</b>	water level tube ED ø 10.4mm ID ø 8.2mm H 690mm orange for ANIMO		
<b>For models:</b>	WKI-80L-VA		

1			
<b>Part No.</b>	525407	<b>Ref. No.</b>	34549
<b>description</b>	water level tube ED ø 10.4mm ID ø 8.2mm H 704mm marking 0-80 orange for ANIMO		
<b>For models:</b>	WKI-80n		

1			
<b>Part No.</b>	525847	<b>Ref. No.</b>	54189
<b>description</b>	water level tube ED ø 10.4mm ID ø 8.3mm H 358mm marking 5-40 for ANIMO		
<b>For models:</b>	CB1x40L, CB1x40R, CB2x40, CN40e		

1			
<b>Part No.</b>	526810	<b>Ref. No.</b>	34401
<b>description</b>	water level tube ED ø 10.8mm H 226mm for ANIMO		
<b>For models:</b>	MWRn-10L, MWRn-5L		

protective tube			
plastic			
1			
<b>Part No.</b>	527027	<b>Ref. No.</b>	19104
<b>description</b>	protection pipe ø 15mm ID ø 12mm L 205mm for water level tube		
<b>For models:</b>	B600W		

1			
<b>Part No.</b>	526800	<b>Ref. No.</b>	54228
<b>description</b>	protection pipe ø 15mm ID ø 12mm L 210mm for water level tube		
<b>For models:</b>	CE-6L-STA-PLGLS		

1			
<b>Part No.</b>	527023	<b>Ref. No.</b>	54185
<b>description</b>	protection pipe ø 15mm ID ø 12mm L 220mm for water level tube		
<b>For models:</b>	DE-10L, DE-10L-INSTALL, DE-5L, DE-5L-INSTALL, FC-2x5L-Comfort, FC-GL-1x10-3N-400V, FC-GL-1x10-HW-3N-400V, FC-GL-1x5-230V, FC-GL-2x10-3N-380V, FC-GL-2x10-3N-400V, FC-GL-2x10-HW-3N-400V, FC-GL-2x5-220V, FC-GL-2x5-230V, FC-GL-2x5-3N-380V, FC-GL-2x5-HW-3N-400V, FC-GLD-2x10-3N-400V, FC-GLD-2x5-3N-400V, FC-TK-2x5-220V, KF6-GL-220V, MWR-10L, MWR-5L, MWRn-10L, MWRn-5L		

1			
<b>Part No.</b>	525294	<b>Ref. No.</b>	34197
<b>description</b>	protection pipe ø 15mm ID ø 12mm L 264mm for water level tube		
<b>For models:</b>	WKT-10HA, WKT-10n-HA, WKT-10n-VA, WKT-10VA		

1			
<b>Part No.</b>	527033	<b>Ref. No.</b>	54143
<b>description</b>	protection pipe ø 15mm ID ø 12mm L 298mm for water level tube		
<b>For models:</b>	CE-10L-STA-PLGLS, DE-20L, DE-20L-INSTALL, FC-GL-1x20-3N-400V, FCGL-1x20-HW-3N-400V, FC-GL-2x20-3N-380V, FC-GL-2x20-3N-400V, FCGL-2x20-HW-3N-400V, FC-GLD-2x20-3N-400V, MWR-20L, MWRn-20L		


1			
<b>Part No.</b>	525288	<b>Ref. No.</b>	34141
<b>description</b>	protection pipe ø 15mm ID ø 12mm L 299mm for water level tube		
<b>For models:</b>	WKT-25HA, WKT-25VA		








## EQUIPMENT-SPECIFIC UNITS


1


			
<b>Part No.</b>	526801	<b>Ref. No.</b>	54232
<b>description</b>	protection pipe ø 15mm ID ø 12mm L 305mm for water level tube		
<b>For models:</b>	CE-16L-STA-PLGLS		

			
<b>Part No.</b>	525286	<b>Ref. No.</b>	54242
<b>description</b>	protection pipe ø 15mm ID ø 12mm L 315mm for water level tube		
<b>For models:</b>	WKT-20n-HA, WKT-20n-VA		


			
<b>Part No.</b>	525292	<b>Ref. No.</b>	34531
<b>description</b>	protection pipe ø 15mm ID ø 12mm L 352mm for water level tube		
<b>For models:</b>	WKI-10n		


			
<b>Part No.</b>	525290	<b>Ref. No.</b>	34108
<b>description</b>	protection pipe ø 15mm ID ø 12mm L 360mm for water level tube		
<b>For models:</b>	WKI-10L-HA, WKI-10L-VA		


			
<b>Part No.</b>	527005	<b>Ref. No.</b>	54157
<b>description</b>	protection pipe ø 15mm ID ø 12mm L 370mm for water level tube		
<b>For models:</b>	DE-40L, DE-40L-INSTALL, DWI-GL180-3N-380V, FC-GL-2x40-3N-380V, MWR-40L		


			
<b>Part No.</b>	526802	<b>Ref. No.</b>	54233
<b>description</b>	protection pipe ø 15mm ID ø 12mm L 378mm for water level tube		
<b>For models:</b>	CE-20L-STA-PLGLS, WKT-D-18L-HA		


			
<b>Part No.</b>	525298	<b>Ref. No.</b>	34533
<b>description</b>	protection pipe ø 15mm ID ø 12mm L 390mm for water level tube		
<b>For models:</b>	WKI-20n-3KW, WKI-20n-6KW		


			
<b>Part No.</b>	525296	<b>Ref. No.</b>	34112
<b>description</b>	protection pipe ø 15mm ID ø 12mm L 396mm for water level tube		
<b>For models:</b>	WKI-20L-VA-3KW, WKI-20L-VA-6KW		

			
<b>Part No.</b>	525400	<b>Ref. No.</b>	34535
<b>description</b>	protection pipe ø 15mm ID ø 12mm L 490mm for water level tube		
<b>For models:</b>	WKI-40n		

			
<b>Part No.</b>	525402	<b>Ref. No.</b>	34126
<b>description</b>	protection pipe ø 15mm ID ø 12mm L 495mm for water level tube		
<b>For models:</b>	WKI-40L-VA		

			
<b>Part No.</b>	525404	<b>Ref. No.</b>	34195
<b>description</b>	protection pipe ø 15mm ID ø 12mm L 660mm for water level tube		
<b>For models:</b>	WKI-60L-VA		


			
<b>Part No.</b>	525406	<b>Ref. No.</b>	34133
<b>description</b>	protection pipe ø 15mm ID ø 12mm L 690mm for water level tube		
<b>For models:</b>	WKI-80L-VA		


			
<b>Part No.</b>	525408	<b>Ref. No.</b>	34550
<b>description</b>	protection pipe ø 15mm ID ø 12mm L 710mm for water level tube		
<b>For models:</b>	WKI-80n		

<b>metal</b>			
			
<b>Part No.</b>	525846	<b>Ref. No.</b>	54184
<b>description</b>	protection pipe ø 15mm ID ø 11mm L 360mm aluminium		
<b>For models:</b>	CB1x40L, CB1x40R, CB2x40, CN40e		


### accessories

#### end caps


			
1			
<b>Part No.</b>	527040	<b>Ref. No.</b>	08188 34300
<b>description</b>	end cap		
<b>For models:</b>	B600W, CB1x40L, CB1x40R, CB2x40, CN40e, DWI-GL180-3N-380V, FC-2x5L-Comfort, FC-GL-2x10-3N-380V, FC-GL-2x20-3N-380V, FC-GL-2x40-3N-380V, FC-GL-2x5-220V, FC-GL-2x5-3N-380V, FC-TK-2x5-220V, KF6-GL-220V, KF6-GL-3N-380V, MWR-10L, MWR-20L, MWR-40L, MWR-5L, MWRn-10L, MWRn-20L, MWRn-5L, WKI-10L-HA, WKI-10L-VA, WKI-10n, WKI-20L-VA-3KW, WKI-20L-VA-6KW, WKI-20n-3KW, WKI-20n-6KW, WKI-40L-VA, WKI-40n, WKI-60L-VA, WKI-60n, WKI-80L-VA, WKI-80n, WKT-10HA, WKT-10n-HA, WKT-10n-VA, WKT-10VA, WKT-20n-HA, WKT-20n-VA, WKT-25HA, WKT-25VA		


			
1			
<b>Part No.</b>	525800	<b>Ref. No.</b>	04280
<b>description</b>	rubber grommet ø 9mm H 14mm		
<b>For models:</b>	CB1x10L, CB1x10R, CB1x10WL, CB1x10WR, CB1x20L, CB1x20R, CB1x20WL, CB1x20WR, CB1x5L, CB1x5R, CB1x5WL, CB1x5WR, CB2x10, CB2x10W, CB2x20, CB2x20W, CB2x5, CB2x5W, CN10e, CN10i, CN20e, CN20i, CN5e, CN5i, WKT-D-10n-HA, WKT-D-10n-VA, WKT-D-20n-HA, WKT-D-20n-VA, WKT-D-5n-HA, WKT-D-5n-VA		



 <p>1</p>			
<b>Part No.</b>	525805	<b>Ref. No.</b>	04279
<b>description</b>	rubber grommet ø 9mm H 18.5mm		
<b>For models:</b>	CB1x10L, CB1x10R, CB1x10WL, CB1x10WR, CB1x20L, CB1x20R, CB1x20WL, CB1x20WR, CB1x40L, CB1x40R, CB1x5L, CB1x5R, CB1x5WL, CB1x5WR, CB2x10, CB2x10W, CB2x20, CB2x20W, CB2x40, CB2x5, CB2x5W, CN10e, CN10i, CN20e, CN20i, CN40e, CN5e, CN5i, WKT-D-10n-HA, WKT-D-10n-VA, WKT-D-20n-HA, WKT-D-20n-VA, WKTD-5n-HA, WKT-D-5n-VA		


<p>miscellaneous</p>  <p>1</p>			
<b>Part No.</b>	525802	<b>Ref. No.</b>	07954
<b>description</b>	protection cap for level glass L 54mm W 24mm H 25mm		
<b>For models:</b>	CB1x10L, CB1x10R, CB1x10WL, CB1x10WR, CB1x20L, CB1x20R, CB1x20WL, CB1x20WR, CB1x5L, CB1x5R, CB1x5WL, CB1x5WR, CB2x10, CB2x10W, CB2x20, CB2x20W, CB2x5, CB2x5W, CN10e, CN10i, CN20e, CN20i, CN5e, CN5i, WKT-D-10n-HA, WKT-D-10n-VA, WKT-D-20n-HA, WKT-D-20n-VA, WKT-D-5n-HA, WKT-D-5n-VA		


 <p>1</p>			
<b>Part No.</b>	525414	<b>Ref. No.</b>	07967
<b>description</b>	protection cap for probe tube L 51mm W 26mm H 25mm		
<b>For models:</b>	CB1x10L, CB1x10R, CB1x10WL, CB1x10WR, CB1x20L, CB1x20R, CB1x20WL, CB1x20WR, CB1x5L, CB1x5R, CB1x5WL, CB1x5WR, CB2x10, CB2x10W, CB2x20, CB2x20W, CB2x5, CB2x5W, CN10e, CN10i, CN20e, CN20i, CN5e, CN5i, WKT-D-10n-HA, WKT-D-10n-VA, WKT-D-20n-HA, WKT-D-20n-VA, WKT-D-5n-HA, WKT-D-5n-VA		

 <p>1</p>			
<b>Part No.</b>	548684	<b>Ref. No.</b>	04007
<b>description</b>	tap head for water level tube 3/8"		
<b>For models:</b>	MWR-10L, MWR-20L, MWR-40L, MWR-5L, MWRn-10L, MWRn-20L, MWRn-5L, WKI-10L-HA, WKI-10L-VA, WKI-10n, WKI-20L-VA-3KW, WKI-20L-VA-6KW, WKI-20n-3KW, WKI-20n-6KW, WKI-40L-VA, WKI-40n, WKI-60L-VA, WKI-60n, WKI-80L-VA, WKI-80n		

<p>intake valves</p> <p>floats</p>  <p>1</p>			
<b>Part No.</b>	525409	<b>Ref. No.</b>	34758
<b>description</b>	float for filling valve ø 110mm H 55mm SS		
<b>For models:</b>	WKI-10L-VA, WKI-20L-VA-3KW, WKI-20L-VA-6KW, WKI-40L-VA, WKI-60LVA, WKI-80L-VA, WKT-10VA, WKT-25VA		

<p>housing and bezels</p> <p>feet</p>  <p>1</p>			
<b>Part No.</b>	531137	<b>Ref. No.</b>	03001
<b>description</b>	foot ø 21mm H 6.5mm Qty 1 pcs overall height 17mm mounting ø 7mm rubber		
<b>For models:</b>	Perco-10L, Perco-15L, Percostar-12, Percostar-15, Percostar-3, Percostar-6.5		

<p>floats</p> <p>float taps</p>  <p>1</p>			
<b>Part No.</b>	525848	<b>Ref. No.</b>	39200
<b>description</b>	tap for float for WKI/WKT		
<b>For models:</b>	WKI-10L-VA, WKI-20L-VA-3KW, WKI-20L-VA-6KW, WKI-40L-VA, WKI-60LVA, WKI-80L-VA, WKT-10VA, WKT-25VA		

<p>float switches</p>  <p>1</p>			
<b>Part No.</b>	347329	<b>Ref. No.</b>	34225
<b>description</b>	float switch 1-pole		
<b>For models:</b>	WKI-10n, WKI-20n-3KW, WKI-20n-6KW, WKI-40n, WKI-60n, WKI-80n		



1

<b>Part No.</b>	347328	<b>Ref. No.</b>	02930
<b>description</b>	float switch thread M10x1.5 1NO $\varnothing$ 25mm L 50mm mounting $\varnothing$ 11mm 250V 0.5A cable cable length 300mm		
<b>For models:</b>	M100-Black, M100-Blue, M100-Grey, M100W, M102, M102-Black, M200, M200-Black, M200W, M200W-Black, M202, M202-Black, M202W, M202W-Black, MT100-Black, MT100-Blue, MT100-Grey, MT100v, MT100v-Black, MT100W, MT200, MT200-Black, MT200v, MT200v-Black, MT200W, MT200W-Black, MT200Wp, MT200Wp-Black, MT202W, MT202W-Black		

## safety valves



1


<b>Part No.</b>	525413	<b>Ref. No.</b>	54144
<b>description</b>	safety valve connection 1/2" triggering pressure 1bar		
<b>For models:</b>	WKS		

## miscellaneous



1

<b>Part No.</b>	531135	<b>Ref. No.</b>	07271
<b>description</b>	knurled nut T1: M38x1 $\varnothing$ 55mm H 14mm		
<b>For models:</b>	DWI-GL30-230V, DWI-GL45-3N-400V, DWI-GL60-3N-400V, DWIGL60HW-3N-400V, DWI-GL90-3N-400V, DWI-GL90HW-3N-400V, FC-GL-1x10-3N-400V, FC-GL-1x10-HW-3N-400V, FC-GL-1x20-3N-400V, FC-GL-1x20-HW-3N-400V, FC-GL-1x5-230V, FC-GL-2x10-3N-400V, FC-GL-2x10-HW-3N-400V, FC-GL-2x20-3N-400V, FC-GL-2x20-HW-3N-400V, FC-GL-2x5-230V, FC-GL-2x5-HW-3N-400V, FC-GLD-2x10-3N-400V, FC-GLD-2x20-3N-400V, FC-GLD-2x5-3N-400V, KF6-GL-230V, KF6-GL-3N-400V		



1


<b>Part No.</b>	525416	<b>Ref. No.</b>	06287
<b>description</b>	spring clip for probe L 15mm W 10mm		
<b>For models:</b>	B600W-DUO, B600W-DUO-DOS, MWRn-10L, MWRn-20L, MWRn-40L, MWRn-5L, MWRn-10L, MWRn-20L, MWRn-5L, WKI-10L-HA, WKI-10L-VA, WKI-10n, WKI-20L-VA-3KW, WKI-20L-VA-6KW, WKI-20n-3KW, WKI-20n-6KW, WKI-40L-VA, WKI-40n, WKI-60L-VA, WKI-60n, WKI-80L-VA, WKI-80n, WKT-10HA, WKT-10n-HA, WKT-10n-VA, WKT-20n-HA, WKT-20n-VA, WKT-D-10L-HA, WKT-D-10n-HA, WKT-D-10n-VA, WKT-D-18L-HA, WKT-D-20n-HA, WKT-D-20n-VA, WKT-D-5n-HA, WKT-D-5n-VA		

## knobs

## universal knobs




1

<b>Part No.</b>	110133	<b>Ref. No.</b>	03042
<b>description</b>	knob thermostat t.max. 85°C $\varnothing$ 50mm shaft $\varnothing$ 6x4.6mm shaft flat upper black temperature range 30-85°C rotation 270°		
<b>For models:</b>	MWRn-10L, MWRn-20L, MWRn-5L		
<b>accessories for</b> 110133			
	<b>Part No.</b>	110135	<b>Ref. No.</b> —



1


<b>Part No.</b>	111934	<b>Ref. No.</b>	03040 54167
<b>description</b>	knob thermostat t.max. 90°C $\varnothing$ 50mm shaft $\varnothing$ 6x4.6mm shaft flat upper black temperature range 30-90°C rotation 270°		
<b>For models:</b>	B600W-DUO, B600W-DUO-DOS, MW-10L, MW-20L, MW-5L, MWR-10L, MWR-20L, MWR-40L, MWR-5L, WKI-10L-HA, WKI-10L-VA, WKI-10n, WKI-20L-VA-3KW, WKI-20L-VA-6KW, WKI-20n-3KW, WKI-20n-6KW, WKI-40L-VA, WKI-40n, WKI-60L-VA, WKI-60n, WKI-80L-VA, WKI-80n, WKT-10HA, WKT-10n-HA, WKT-10n-VA, WKT-10VA, WKT-20n-HA, WKT-20n-VA, WKT-25HA, WKT-25VA, WKT-D-10L-HA, WKT-D-10n-HA, WKT-D-10n-VA, WKT-D-18L-HA, WKT-D-20n-HA, WKT-D-20n-VA, WKT-D-5n-HA, WKT-D-5n-VA		
<b>accessories for</b> 111934			
	<b>Part No.</b>	110135	<b>Ref. No.</b> —

## producer-specific knobs

## ANIMO



1

<b>Part No.</b>	110133	<b>Ref. No.</b>	03042
<b>description</b>	knob thermostat t.max. 85°C $\varnothing$ 50mm shaft $\varnothing$ 6x4.6mm shaft flat upper black temperature range 30-85°C rotation 270°		
<b>For models:</b>	MWRn-10L, MWRn-20L, MWRn-5L		
<b>accessories for</b> 110133			
	<b>Part No.</b>	110135	<b>Ref. No.</b> —



## fittings for catering equipment

### complete



1

<b>Part No.</b>	527015	<b>Ref. No.</b>	04250
<b>description</b>	outlet tap complete tube ø 20mm pipe length 51mm black connection 1/2"		
<b>For models:</b>	A100W, A100W-2N-380-415V, A200W, A200W-2N-380-415V, A202W, B200WF, DWI-GL60HW-3N-400V, DWI-GL90HW-3N-400V, FC-GL-1x10-HW-3N-400V, FC-GL-1x20-HW-3N-400V, FC-GL-2x10-HW-3N-400V, FC-GL-2x20-HW-3N-400V, FC-GL-2x5-HW-3N-400V, M100W, M200W, M200W-Black, M202W, M202W-Black, MT100W, MT200W, MT200WBlack, MT200Wp, MT200Wp-Black, MT202W, MT202W-Black, TA100W, TA100W-2N-380-415V, TA200W, TA200W-2N-380-415V, TA202W, TB200WF, WKT-3n-HA, WKT-3n-VA		

### tap heads



1

<b>Part No.</b>	527014	<b>Ref. No.</b>	04245
<b>description</b>	tap head		
<b>For models:</b>	MW-10L, MW-20L, MW-5L		



1

<b>Part No.</b>	527002	<b>Ref. No.</b>	04190
<b>description</b>	tap head complete		
<b>For models:</b>	CE-40L-STA, CI-40L-STA, DE-40L, DE-40L-INSTALL, DWI-GL180-3N-380V, FC-GL-2x40-3N-380V, MWR-40L		



1

<b>Part No.</b>	527017	<b>Ref. No.</b>	04247
<b>description</b>	tap head for outlet tap complete		
<b>For models:</b>	A100W, A100W-2N-380-415V, A200W, A200W-2N-380-415V, A202W, B200WF, DWI-GL60HW-3N-400V, DWI-GL90HW-3N-400V, FC-GL-1x10-HW-3N-400V, FC-GL-1x20-HW-3N-400V, FC-GL-2x10-HW-3N-400V, FC-GL-2x20-HW-3N-400V, FC-GL-2x5-HW-3N-400V, M100W, M200W, M200W-Black, M202W, M202W-Black, MT100W, MT200W, MT200WBlack, MT200Wp, MT200Wp-Black, MT202W, MT202W-Black, TA100W, TA100W-2N-380-415V, TA200W, TA200W-2N-380-415V, TA202W, TB200WF, THERMOSCONT-2.4-KR+PLGL, WKS, WKT-3n-HA, WKT-3n-VA		



1

<b>Part No.</b>	527019	<b>Ref. No.</b>	04032
<b>description</b>	tap head for outlet tap complete		
<b>For models:</b>	B600W, B600W-DUO, B600W-DUO-DOS, CB10W, CB1x10L, CB1x10R, CB1x10WL, CB1x10WR, CB1x20L, CB1x20R, CB1x20WL, CB1x20WR, CB1x40L, CB1x40R, CB1x5L, CB1x5R, CB1x5WL, CB1x5WR, CB20W, CB2x10, CB2x10W, CB2x20, CB2x20W, CB2x40, CB2x5, CB2x5W, CB5W, CE-10L-STA, CE-10L-STA-PLGLS, CE-12L-STA, CE-16L-STA, CE-16L-STA-PLGLS, CE-20L-STA, CE-20L-STA-PLGLS, CE-25L-STA, CE-4L-STA, CE-6L-STA, CE-6L-STA-PLGLS, CE-8L-STA, CI-10L-STA, CI-12L-STA, CI-16L-STA, CI-20L-STA, CI-25L-STA, CI-4L-STA, CI-6L-STA, CI-8L-STA, CN10e, CN10e-without-gauge-glass, CN10i...(Other models you can see in the webshop)		

<b>spare parts for 527019</b>			
<b>Part No.</b>	527024	<b>Ref. No.</b>	04034
<b>description</b>	gasket connection 1/2" for outlet tap		

### tap bodies



1

<b>Part No.</b>	527006	<b>Ref. No.</b>	54140
<b>description</b>	tap body		
<b>For models:</b>	WKS		



<b>Part No.</b>	527012	<b>Ref. No.</b>	54129
<b>description</b>	tap body		
<b>For models:</b>	B600W, MWR-10L, MWR-20L, MWR-5L, MWRn-10L, MWRn-20L, MWRn-5L, WKI-n-no-drip-tap-front, WKI-n-no-drip-tap-front, WKI-nswivel-arm-L, WKI-n-swivel-arm-R		



<b>Part No.</b>	527020	<b>Ref. No.</b>	54103
<b>description</b>	tap body		
<b>For models:</b>	B600W, DE-10L, DE-10L-INSTALL, DE-20L, DE-20L-INSTALL, DE-5L, DE-5L-INSTALL, FC-2x5L-Comfort, FC-GL-1x10-3N-400V, FC-GL-1x10-HW-3N-400V, FC-GL-1x20-3N-400V, FC-GL-1x20-HW-3N-400V, FC-GL-1x5-230V, FC-GL-2x10-3N-380V, FC-GL-2x10-3N-400V, FC-GL-2x10-HW-3N-400V, FC-GL-2x20-3N-380V, FC-GL-2x20-3N-400V, FC-GL-2x20-HW-3N-400V, FC-GL-2x5-220V, FC-GL-2x5-230V, FC-GL-2x5-3N-380V, FC-GL-2x5-HW-3N-400V, FC-GLD-2x10-3N-400V, FC-GLD-2x20-3N-400V, FC-GLD-2x5-3N-400V, FC-TK-2x5-220V, KF6-GL-220V, KF6-GL-3N-380V, WKT-10HA, WKT-10n-HA, WKT-10n-VA, WKT-10VA, WKT-20n-HA, WKT-20n-VA, WKT-25HA, WKT-25VA		



<b>Part No.</b>	527028	<b>Ref. No.</b>	54127 54142
<b>description</b>	tap body ET 1/2"		
<b>For models:</b>	B600W-DUO, B600W-DUO-DOS		

## gaskets



<b>Part No.</b>	527024	<b>Ref. No.</b>	04034
<b>description</b>	gasket connection 1/2" for outlet tap		
<b>For models:</b>	B600W, B600W-DUO, B600W-DUO-DOS, CB10W, CB1x10L, CB1x10R, CB1x10WL, CB1x10WR, CB1x20L, CB1x20R, CB1x20WL, CB1x20WR, CB1x40L, CB1x40R, CB1x5L, CB1x5R, CB1x5WL, CB1x5WR, CB20W, CB2x10, CB2x10W, CB2x20, CB2x20W, CB2x40, CB2x5, CB2x5W, CB5W, CE-10L-STA, CE-10L-STA-PLGLS, CE-12L-STA, CE-16L-STA, CE-16L-STA-PLGLS, CE-20L-STA, CE-20L-STA-PLGLS, CE-25L-STA, CE-4L-STA, CE-6L-STA, CE-6L-STA-PLGLS, CE-8L-STA, CI-10L-STA, CI-12L-STA, CI-16L-STA, CI-20L-STA, CI-25L-STA, CI-4L-STA, CI-6L-STA, CI-8L-STA, CN10e, CN10e-without-gauge-glass, CN10i...(Other models you can see in the webshop)		



<b>Part No.</b>	527016	<b>Ref. No.</b>	04233
<b>description</b>	gasket connection 3/8" for outlet tap		
<b>For models:</b>	A100W, A100W-2N-380-415V, A200W, A200W-2N-380-415V, A202W, B200WF, DWI-GL60HW-3N-400V, DWI-GL90HW-3N-400V, FC-GL-1x10-HW-3N-400V, FC-GL-1x20-HW-3N-400V, FC-GL-2x10-HW-3N-400V, FC-GL-2x20-HW-3N-400V, FC-GL-2x5-HW-3N-400V, M100W, M200W, M200W-Black, M202W, M202W-Black, MT100W, MT200W, MT200WBlack, MT200Wp, MT200Wp-Black, MT202W, MT202W-Black, TA100W, TA100W-2N-380-415V, TA200W, TA200W-2N-380-415V, TA202W, TB200WF, THERMOSCONT-2.4-KR+PLGL, WKS, WKT-3n-HA, WKT-3n-VA		



<b>Part No.</b>	527003	<b>Ref. No.</b>	04189
<b>description</b>	gasket for outlet tap		
<b>For models:</b>	CE-40L-STA, CI-40L-STA, DE-40L, DE-40L-INSTALL, DWI-GL180-3N-380V, FC-GL-2x40-3N-380V, MWR-40L		

## equipment feet and end caps



<b>Part No.</b>	531137	<b>Ref. No.</b>	03001
<b>description</b>	foot ø 21mm H 6.5mm Qty 1 pcs overall height 17mm mounting ø 7mm rubber		
<b>For models:</b>	Perco-10L, Perco-15L, Percostar-12, Percostar-15, Percostar-3, Percostar-6.5		

## end caps and plugs

### for square pipes



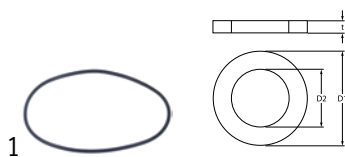
<b>Part No.</b>	531136	<b>Ref. No.</b>	09310
<b>description</b>	end cap L 25mm W 25mm H 28mm Qty 1 pcs		
<b>For models:</b>	A200, A200-3WHPL, A200W, A200W-2N-380-415V, A202, A202W, TA200, TA200W, TA200W-2N-380-415V, TA202W, TVA200		



## gaskets

### O-rings


#### EPDM



**Part No.** 532573 **Ref. No.** 02938

**description** O-ring EPDM thickness 2.62mm ID ø 92.75mm Qty 1 pcs

**For models:** Excelso, Excelso-T, Excelso-Tp, M100-Black, M100-Blue, M100-Grey, M100W, M102, M102-Black, M200, M200-Black, M200W, M200WBlack, M202, M202-Black, M202W, M202W-Black, MT100-Black, MT100-Blue, MT100-Grey, MT100v, MT100v-Black, MT100W, MT200, MT200-Black, MT200v, MT200v-Black, MT200W, MT200W-Black, MT200Wp, MT200Wp-Black, MT202W, MT202W-Black



**Part No.** 527158 **Ref. No.** 04023

**description** O-ring EPDM thickness 2mm ID ø 10mm Qty 1 pcs

**For models:** B200WS, B600W, B600W-DUO, B600W-DUO-DOS, CE-10L-STA-PLGLS, CE-16L-STA-PLGLS, CE-20L-STA-PLGLS, CE-6L-STA-PLGLS, DE-10L, DE-10L-INSTALL, DE-20L, DE-20L-INSTALL, DE-40L, DE-40L-INSTALL, DE-5L, DE-5L-INSTALL, DWI-GL180-3N-380V, FC-2x5L-Comfort, FC-GL-1x10-3N-400V, FC-GL-1x10-HW-3N-400V, FC-GL-1x20-3N-400V, FC-GL-1x20-HW-3N-400V, FC-GL-1x5-230V, FC-GL-2x10-3N-380V, FC-GL-2x10-3N-400V, FC-GL-2x10-HW-3N-400V, FC-GL-2x20-3N-380V, FC-GL-2x20-3N-400V, FC-GL-2x20-HW-3N-400V, FC-GL-2x40-3N-380V, FC-GL-2x5-220V, FC-GL-2x5-230V, FC-GL-2x5-HW-3N-400V, FC-GLD-2x10-3N-400V, FC-GLD-2x20-3N-400V, FC-GLD-2x5-3N-400V, FC-TK-2x5-220V, KF6-GL-220V, KF6-GL-3N-380V, MWR-10L, MWR-20L, MWR-40L, MWR-5L, MWRn-10L, MWRn-20L, MWRn-5L, WKI-10L-HA, WKI-10L-VA, WKI-10n, WKI-20L-VA-3KW...(Other models you can see in the webshop)



**Part No.** 532627 **Ref. No.** 04290

**description** O-ring EPDM thickness 3.53mm ID ø 17.04mm Qty 1 pcs

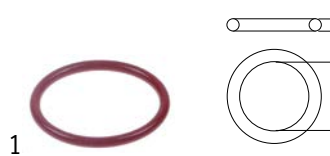
**For models:** CB10W, CB1x10L, CB1x10R, CB1x10WL, CB1x10WR, CB1x20L, CB1x20R, CB1x20WL, CB1x20WR, CB1x5L, CB1x5R, CB1x5WL, CB1x5WR, CB20W, CB2x10, CB2x10W, CB2x20, CB2x20W, CB2x5, CB2x5W, CB5W, CN10e, CN10e-without-gauge-glass, CN10i, CN20e, CN20e-without-gauge-glass, CN20i, CN5e, CN5e-without-gauge-glass, CN5i, WKT-D-10n-HA, WKT-D-10n-VA, WKT-D-20n-HA, WKT-D-20n-VA, WKT-D-5n-HA, WKT-D-5n-VA

**Part No.** 513016 **Ref. No.** 04289

**description** O-ring EPDM thickness 3.53mm ID ø 26.58mm Qty 1 pcs

**For models:** CB10W, CB1x10L, CB1x10R, CB1x10WL, CB1x10WR, CB1x20L, CB1x20R, CB1x20WL, CB1x20WR, CB1x5L, CB1x5R, CB1x5WL, CB1x5WR, CB20W, CB2x10, CB2x10W, CB2x20, CB2x20W, CB2x5, CB2x5W, CB5W, CN10e, CN10e-without-gauge-glass, CN20e, CN20ewithout-gauge-glass, CN5e, CN5e-without-gauge-glass, WKT-D-10n-HA, WKT-D-10n-VA, WKT-D-20n-HA, WKT-D-20n-VA, WKT-D-5n-HA, WKT-D-5n-VA

#### silicone

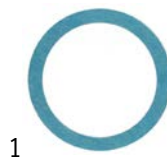


**Part No.** 532606 **Ref. No.** 1002559

**description** O-ring silicone thickness 3.53mm ID ø 37.69mm Qty 1 pcs

### sealing washers

#### fibre gaskets



**Part No.** 510406 **Ref. No.** 08237

**description** flat gasket fibre ED ø 60mm ID ø 48mm thickness 3mm for thread 1½" Qty 1 pcs

**For models:** DWI-GL30-230V, DWI-GL45-3N-400V, DWI-GL60-3N-400V, DWI-GL60HW-3N-400V, FC-2x10L-Comfort, FC-2x5L-Comfort, FC-GL-1x10-3N-400V, FC-GL-1x10-HW-3N-400V, FC-GL-1x5-230V, FC-GL-2x10-3N-380V, FC-GL-2x10-3N-400V, FC-GL-2x10-HW-3N-400V, FC-GL-2x5-220V, FC-GL-2x5-230V, FC-GL-2x5-3N-380V, FC-GL-2x5-HW-3N-400V, FC-GLD-2x10-3N-400V, FC-GLD-2x5-3N-400V, FC-TK-2x5-220V, KF6-GL-220V, KF6-GL-230V, KF6-GL-3N-380V, KF6-GL-3N-400V



special gaskets

thermostat gaskets



1

<b>Part No.</b>	400607	<b>Ref. No.</b>	04022
<b>description</b>	gasket for thermostat silicone		
<b>For models:</b>	A100W, A100W-2N-380-415V, A200W, A200W-2N-380-415V, A202W, B100, B200, B200WS, B202, B600W, B600W-DUO, B600W-DUO-DOS, DWI-GL180-3N-380V, DWI-GL30-230V, DWI-GL45-3N-400V, DWI-GL60-3N-400V, DWI-GL60HW-3N-400V, DWI-GL90-3N-400V, DWI-GL90HW-3N-400V, FC-GL-1x10-3N-400V, FC-GL-1x10-HW-3N-400V, FC-GL-1x20-3N-400V, FC-GL-1x20-HW-3N-400V, FC-GL-1x5-230V, FC-GL-2x10-3N-380V, FC-GL-2x10-3N-400V, FC-GL-2x10-HW-3N-400V, FC-GL-2x20-3N-380V, FC-GL-2x20-3N-400V, FC-GL-2x20-HW-3N-400V, FC-GL-2x40-3N-380V, FC-GL-2x5-220V, FC-GL-2x5-230V, FC-GL-2x5-3N-380V, FC-GL-2x5-HW-3N-400V, FC-GLD-2x10-3N-400V, FC-GLD-2x20-3N-400V, FC-GLD-2x5-3N-400V, KF6-GL-220V, KF6-GL-230V, KF6-GL-3N-380V, KF6-GL-3N-400V, TA100W, TA100W-2N-380-415V, TA200W, TA200W-2N-380-415V, TA202W, TVB100, TVB200, WKT-3LHA... (Other models you can see in the webshop)		

coffee accessories

measuring cups



1

<b>Part No.</b>	960077	<b>Ref. No.</b>	08341
<b>description</b>	measuring cup 2.2l plastic		
<b>For models:</b>	TA100, TA100W, TA100W-2N-380-415V, TVA100, TVB100		

manometers



1


<b>Part No.</b>	541734	<b>Ref. No.</b>	04262
<b>description</b>	manometer ø 40mm pressure range 0-2.5bar thread 1/8" connection straight		
<b>For models:</b>	WKS		

hoses

industrial hoses

silicone hoses

without fabric



1

<b>Part No.</b>	530339	<b>Ref. No.</b>	35061
<b>description</b>	silicone hose ID ø 9mm ED ø 14mm L 0.53m thickness 2.5mm		
<b>For models:</b>	CB10, CB1x10L, CB1x10R, CB1x20L, CB1x20R, CB1x20WL, CB1x20WR, CB20, CB20W, CB2x10, CB2x20, CB2x20W, MT200W, MT200W-Black, MT202W, MT202W-Black, OptiVend-1TS, OptiVend-3TS, OptiVend-4TS, OptiVend-HS, OptiVend-HS-Duo		

fastening material

flat-headed bolts



1

<b>Part No.</b>	560411	<b>Ref. No.</b>	05035
<b>description</b>	flat-headed bolt thread M5 thread L 40mm SS DIN 7985/ISO 7045 Qty 1 pcs intake Phillips head ø 10mm		
<b>For models:</b>	CB1x10L, CB1x10R, CB1x10WL, CB1x10WR, CB1x20L, CB1x20R, CB1x20WL, CB1x20WR, CB1x5L, CB1x5R, CB1x5WL, CB1x5WR, CB2x10, CB2x10W, CB2x20, CB2x20W, CB2x5, CB2x5W, Excelso, Excelso-T, Excelso-Tp, M100-Black, M100-Blue, M100-Grey, M100W, M102, M102-Black, M200, M200-Black, M200W, M200W-Black, M202, M202-Black, M202W, M202W-Black, MT100-Black, MT100-Blue, MT100-Grey, MT100v, MT100v-Black, MT100W, MT200, MT200-Black, MT200v, MT200v-Black, MT200W, MT200W-Black, MT200Wp, MT200Wp-Black, MT202W...(Other models you can see in the webshop)		



## consumables

### containers

#### measuring cups



1

**Part No.** 960077 **Ref. No.** 08341

**description** measuring cup 2.2l plastic

**For models:** TA100, TA100W, TA100W-2N-380-415V, TVA100, TVB100

### coffee filters

#### round filters



1

**Part No.** 960018 **Ref. No.** 01003

**description** paper filter ø 190mm type DE 5 Qty 500 pcs for FC GL suitable for ANIMO



1

**Part No.** 960019 **Ref. No.** 01008

**description** paper filter ø 260mm type DE 10 Qty 500 pcs for FC GL suitable for ANIMO



1

**Part No.** 960020 **Ref. No.** 01010

**description** paper filter ø 330mm type DE 20 Qty 500 pcs for FC GL suitable for ANIMO



1

**Part No.** 960021 **Ref. No.** 01011

**description** paper filter ø 440mm type DE 40 Qty 500 pcs for FC GL suitable for ANIMO

### basket filters

#### permanent filters



1

**Part No.** 525441 **Ref. No.** 01060

**description** permanent filter for coffee machine D1 ø 108mm D2 ø 146mm Qty 1 pcs

#### paper filters



1

**Part No.** 960101 **Ref. No.** 01115

**description** paper filter for coffee makers D1 ø 100mm D2 ø 320mm Qty 500 pcs

**For models:** FC-GL-2x5-HW-3N-400V



1

**Part No.** 960106 **Ref. No.** 01097

**description** paper filter for coffee makers D1 ø 150mm D2 ø 350mm Qty 500 pcs



1

**Part No.** 960102 **Ref. No.** 01116  
152/457

**description** paper filter for coffee makers D1 ø 150mm D2 ø 435mm Qty 500 pcs

**For models:** FC-GL-1x10-HW-3N-400V, FC-GL-2x10-HW-3N-400V




1

**Part No.** 960104 **Ref. No.** 01131

**description** paper filter for coffee makers D1 ø 280mm D2 ø 635mm Qty 500 pcs





			
1			
<b>Part No.</b>	960100	<b>Ref. No.</b>	01088
<b>description</b>	paper filter for coffee makers D1 ø 90mm D2 ø 250mm Qty 1000 pcs		

fuses

fine fuses

fine fuse holders

			
1			
<b>Part No.</b>	358015	<b>Ref. No.</b>	02040
<b>description</b>	fuse holder suitable fuse ø5x20mm ø 19mm thread M15 1-pole 6A rated 250V L 41mm connection soldering connection		
<b>For models:</b>			



Алматы (7273)495-231  
Ангарск (3955)60-70-56  
Архангельск (8182)63-90-72  
Астрахань (8512)99-46-04  
Барнаул (3852)73-04-60  
Белгород (4722)40-23-64  
Благовещенск (4162)22-76-07  
Брянск (4832)59-03-52  
Владивосток (423)249-28-31  
Владикавказ (8672)28-90-48  
Владимир (4922) 49-43-18  
Волгоград (844)278-03-48  
Вологда (8172)26-41-59  
Воронеж (473)204-51-73  
Екатеринбург (343)384-55-89

Ижевск (3412)26-03-58  
Иваново (4932)77-34-06  
Иркутск (395)279-98-46  
Казань (843)206-01-48  
Калининград (4012)72-03-81  
Калуга (4842)92-23-67  
Кемерово (3842)65-04-62  
Киров (8332)68-02-04  
Коломна (4966)23-41-49  
Кострома (4942)77-07-48  
Краснодар (861)203-40-90  
Красноярск (391)204-63-61  
Курск (4712)77-13-04  
Курган (3522)50-90-47  
Липецк (4742)52-20-81

Киргизия (996)312-96-26-47

Магнитогорск (3519)55-03-13  
Москва (495)268-04-70  
Мурманск (8152)59-64-93  
Набережные Челны (8552)20-53-41  
Нижегород (831)429-08-12  
Новокузнецк (3843)20-46-81  
Ноябрьск (3496)41-32-12  
Новосибирск (383)227-86-73  
Ноябрьск (3496)41-32-12  
Омск (3812)21-46-40  
Орел (4862)44-53-42  
Оренбург (3532)37-68-04  
Пенза (8412)22-31-16  
Петрозаводск (8142)55-98-37  
Псков (8112)59-10-37

Россия (495)268-04-70

Пермь (342)205-81-47  
Ростов-на-Дону (863)308-18-15  
Рязань (4912)46-61-64  
Самара (846)206-03-16  
Саранск (8342)22-96-24  
Санкт-Петербург (812)309-46-40  
Саратов (845)249-38-78  
Севастополь (8692)22-31-93  
Симферополь (3652)67-13-56  
Смоленск (4812)29-41-54  
Сочи (862)225-72-31  
Ставрополь (8652)20-65-13  
Сыктывкар (8212)25-95-17  
Сургут (3462)77-98-35  
Тамбов (4752)50-40-97

Казахстан (772)734-952-31

Тверь (4822)63-31-35  
Тольяти (8482)63-91-07  
Томск (3822)98-41-53  
Тула (4872)33-79-87  
Тюмень (3452)66-21-18  
Улан-Удэ (3012)59-97-51  
Ульяновск (8422)24-23-59  
Уфа (347)229-48-12  
Хабаровск (4212)92-98-04  
Чебоксары (8352)28-53-07  
Челябинск (351)202-03-61  
Череповец (8202)49-02-64  
Чита (3022)38-34-83  
Якутск (4112)23-90-97  
Ярославль (4852)69-52-93